



## Utility Committee Meeting

### AGENDA

February 5, 2008

---

#### **I. CALL TO ORDER**

#### **II. MATTERS BEFORE COMMITTEE**

1. [Discussion - Future Water Sources](#)
2. [Approval - Public Service Commission Consent Agreement \(Gas Department\)](#)
3. [Approval - Siemens Water Plant Maintenance Agreement](#)
4. [Approval / Purchase - Water Plant Filter Modules](#)
5. [Purchase - Double Bucket Truck for Electric Department](#)
6. [Discussion - Upgrade Cable TV System](#)
7. [Purchase - 150kva Transformers for Stock](#)
8. [Purchase - Fiber for Stock](#)
9. [Purchase - Material for Paradise Cove](#)
10. [Purchase - GPS System for Electric Department](#)

#### **III. ADJOURN**



## Utility Committee Meeting

### AGENDA

February 5, 2008

**Item:**

Discussion - Future Water Sources

**Department:**

**Additional Information:**

**Financial Impact:**

**Budgeted Item:**

**Recommendation / Request:**

Viewing Attachments Requires Adobe Acrobat. [Click here](#) to download.

**Attachments / click to download**

 [01/25/08 Utilities Committee Minutes](#)

January 25, 2008

215 North Broad Street

10:30 A.M.

UTILITY Committee Members Present:

Nathan Little, Chair  
Lee Malcom

Absent:

Rita Scott

Staff Present:

Julian L. Jackson  
Brian Thompson  
Rodney Middlebrooks  
Carl Hofstadter

**CALL TO ORDER – Chairman Nathan Little**

**1. Discussion – Future Water Sources**

Mr. Carl Hofstadter held a lengthy discussion with the Utilities Committee on possible options for future water sources. There was no action taken on this matter.

*No Action.*

**ADJOURN**



## Utility Committee Meeting

### AGENDA

February 5, 2008

**Item:**

Approval - Public Service Commission Consent Agreement (Gas Department)

**Department:**

Water and Gas

**Additional Information:**

**Financial Impact:**

**Budgeted Item:**

**Recommendation / Request:**

Viewing Attachments Requires Adobe Acrobat. [Click here](#) to download.

**Attachments / click to download**

 [Public Service Commiission Consent Agreement](#)

**COMMISSIONERS:**

**ROBERT B. BAKER, JR., CHAIRMAN**  
**CHUCK EATON**  
**H. DOUG EVERETT**  
**ANGELA ELIZABETH SPEIR**  
**STAN WISE**



**DEBORAH K. FLANNAGAN**  
**EXECUTIVE DIRECTOR**

**DANNY L. McGRIFF**  
**PIPELINE/FACILITIES SAFETY DIRECTOR**

## **Georgia Public Service Commission**

(404) 463-6526  
1-(800) 282-5813

244 WASHINGTON STREET, SW  
ATLANTA, GEORGIA 30334-5701

FAX: (404) 463-6532  
[www.psc.state.ga.us](http://www.psc.state.ga.us)

January 11, 2008

Mr. Julian L. Jackson  
City Administrator  
City of Monroe  
P. O. Box 1249  
Monroe, GA 30655-1249

**RE: Consent Agreement Negotiated by Georgia Municipal Association with the Georgia Public Service Commission for Settlement of Certain Longstanding and Continuing Violations of Certain Federal and State Pipeline Safety Rules**

Dear Mr Jackson:

Attached hereto is a Consent Agreement for violations of 49 CFR §§ 192.605 and 192.807 and GPSC Utility Rule 515-9-1-.01 (which incorporates by reference as GPSC Rules the Federal Pipeline Safety Rules, including those mentioned in this sentence). Such Consent Agreement was developed through negotiations with Georgia Municipal Association ("GMA") and Municipal Gas Authority of Georgia ("MGAG"), because the Commission Staff ("Staff") has found violations of the cited Federal Pipeline Safety Rules to be widespread among Georgia cities that distribute natural gas. The Consent Agreement assesses no penalties and gives each signing city a moratorium of 12 months to bring itself into compliance with 49 CFR §§ 192.605 and 192.807.

As a courtesy, the Staff notified GMA and MGAG that the Staff was considering the institution of rule nisi proceedings against all Georgia municipal gas providers for failure to comply with the above-mentioned Rules; and representative from GMA and MGAG immediately began negotiating with Staff to ensure statewide compliance rather than multiple rule nisi proceedings requiring each city to appear before the Commission and show cause why it should not be assessed civil penalties for its past and continuing violations of such Rules.

Your City or its Gas Department has until February 29, 2008, to sign and return the enclosed Consent Agreement which represents Commission leniency toward the municipal gas providers. However, should your City or its Gas Department fail to sign and return the attached Consent Agreement by the stated deadline, Staff will immediately process violations of 49 CFR §§ 192.605 and 192.807, and recommend that the Commission institute a rule nisi proceeding against your City requiring you to appear and show why you should not be assessed civil penalties of up to \$15,000 for each violation, plus \$10,000 per day for each day such violation has continued.

Item #2

January 11, 2008

Page 2

Hopefully, you will appreciate the good work GMA and MGAG has done for you in this situation and execute and return the enclosed Consent Agreement well in advance of the February 29, 2008, deadline.

Very Respectfully,

  
Danny McGriff, Director  
Facilities Protection Unit

Encl.

cc: Ms. Gwin C. Hall, GMA Staff Attorney  
Mr. Chris Strippelhoff, MGAG  
Chairman Robert B. Baker, Jr.  
Commissioner Chuck Eaton  
Commissioner H. Doug Everett  
Commissioner Angela Elizabeth Speir  
Commissioner Stan Wise  
Mr. John P. Tucker, GPSC Staff Attorney  
File

**BEFORE THE GEORGIA PUBLIC SERVICE COMMISSION  
STATE OF GEORGIA**

**IN THE MATTER OF:**

**CASE NUMBER:**

**JOINT CONSENT AGREEMENT**

Come Now, the City of Monroe (Respondent"), and The Facilities Protection Unit Staff of the Georgia Public Service Commission ("Commission Staff"), and hereby agree to presentation of the following proposed disposition of the above named matter:

**FINDINGS AND CONCLUSIONS:**

1.

The Facilities Protection Unit Staff of the Commission has the authority to inspect the facilities of municipal natural gas providers.

2.

The Respondent received a Notice of Probable Violation ("NOPV"), alleging that there was a lack of written procedure information in the natural gas system. Specifically, the NOPV alleges that Respondent had not adequately adopted procedures relating to operations and maintenance.

3.

The probable violations by Respondents covered by this Consent Agreement are limited to past and present violations of 49 CFR §§ 192.605 (Procedures) and 192.807 (Operator Qualifications Record Keeping). Violations found during recent or past inspections other than those mentioned in the previous sentence or future violations of other Commission Utility Rules or Federal Pipeline Safety Rules in 49 CFR PARTS 191 and 192 are intentionally not included in this Consent Agreement, but rather will be dealt with as such violations are found by Commission inspectors or otherwise not resolved in a timely manner and come to the attention of the Commission. Moreover, Respondent cannot use this Consent Agreement as a defense against violations of this Order or any other violations besides those expressly covered by the above language of the first sentence this Paragraph.

**AGREEMENT**

Respondent and Commission Staff hereby agree that this matter should be resolved by executing this Joint Consent Agreement, although execution of this Joint Consent Agreement is not an admission of any liability.

Item # 2

1.

This Joint Consent Agreement if approved by the Commission shall constitute a final resolution of this proceeding. Respondent agrees that it will abide by the terms of this Consent Agreement.

2.

In lieu of civil penalties up to \$15,000 and up to \$10,000 per day for each day of a continuing probable violation, Respondent shall adopt the necessary procedures for operations and maintenance.

3.

Respondent shall implement written procedures to conform to the operations and maintenance procedures used by its natural gas system in accordance with the grouping and schedule of the covered tasks approved by Commission Staff and provided in the attached schedule or in accordance with such other grouping and schedule requested by Respondent and approved by Commission Staff on or before the date on which this agreement is signed.

4.

These procedures and records to be adopted shall be as follows:

- Develop Operations and Maintenance Procedures for the prioritized Covered Task groups.
- Adopt Operations and Maintenance Procedures for the prioritized Covered Task groups.
- Written Records that demonstrate and identify qualified individual(s);
- Written Record Identification of the covered tasks the individual is qualified to perform;
- Date(s) of current qualification; and
- Qualification method(s).

5.

The above-described procedures and processes shall be adopted no later than May 1, 2008, August 1, 2008, October 1, 2008, and December 1, 2008, respectively, in accordance with the attached schedule or in accordance with an alternate schedule requested by Respondent and approved by Commission Staff on or before the date on which this agreement is signed.

6.

Respondent shall require its employees and contractor personnel to make reasonable efforts to participate in training and qualifying in accordance with the written procedures adopted by Respondent pursuant to this agreement as opportunities for such training and qualifying are made available. In the event that Respondent's employees and contractor personnel are already trained or qualified in accordance with any written



procedure or procedures adopted pursuant to this agreement, further training and qualifying with respect to such written procedure or procedures shall not be necessary.

7.

Should Respondent timely complete the provisions of this Joint Consent Agreement, there shall be no civil penalty. Failure to complete the provisions of this Joint Consent Agreement in a timely manner may result in Commission Staff recommending the issuance of a Rule Nisi against Respondent for non-compliance.

8.

Should the complications arise as to the implementation of this Joint Consent Agreement, Respondent and Commission Staff agree to work in good faith to resolve those complications.

9.

This Consent Agreement shall not become effective until and unless approved by the Commission. Respondent enters into this Consent Agreement without admission of fault or liability.

10.

The undersigned authorized representative of the Respondent and Commission Staff acknowledge that he/she has read this Joint Consent Agreement and understands its contents. The undersigned representatives acknowledge that the undersigned parties freely, knowingly and voluntarily enters into this agreement. The undersigned representatives hereby consent to the resolution of this proceeding as provided herein.

This \_\_\_\_\_ day of \_\_\_\_\_ 2008.

Consented to:

\_\_\_\_\_  
On behalf of Respondent

\_\_\_\_\_  
On behalf of Commission Staff



## Utility Committee Meeting

### AGENDA

February 5, 2008

---

**Item:**

Approval - Siemens Water Plant Maintenance Agreement

**Department:**

Water and Gas

**Additional Information:****Financial Impact:****Budgeted Item:**

Budgeted Item

**Recommendation / Request:**

Viewing Attachments Requires Adobe Acrobat. [Click here](#) to download.

Attachments / click to download

 [Siemens Maintenance Agreement](#)

Memcor Membrane Filtration  
Preventive Maintenance Proposal  
For  
CITY OF MONROE

*Presented by: Gene E. Cerilli  
Siemens Water Technologies*

Contact: Cathy Halgat  
Company: City of Monroe  
Address: PO Box 1249  
City/ State/ Monroe, Ga. 30655

Quote #

Dear Ms. Halgat,

I am pleased to present this Preventive Maintenance Agreement proposal for the Memcor Membrane Filtration system located in the City of Monroe WTP facilities.

This proposal includes a price quotation for the proposed services and a MAINTENANCE AGREEMENT document, which defines the terms of the maintenance services. In general, the Preventive Maintenance Agreement Program:

- Provides documentation of component operation
- Reduces the likelihood of a major system failure.
- Allows you to schedule downtime for services and repairs at YOUR convenience.
- Extends the life of the system.
- Provides savings through automatic discounts, of 10% on Siemens catalog replacement parts.
- Generally reduces repair costs and protects against downtime.
- Provides an annual projected operations cost for services and expendables.
- Provides Priority Emergency Service.

This Preventative Maintenance Agreement covers the period from **Jan. 1, 2008 to Dec. 31, 2008**. The Annual Contract Value will be \$12,000.00 on a net 30 days term.

Scheduled visits will be on **Scheduled basis**. Catalog repair parts will be offered at a 10% discount from Siemens published list price. Contracted materials on Schedule "D" are already discounted at 10%.

#### Proposal Attachments

Terms and Conditions	Attached
Schedule "A" - Covered Equipment	Page 4
Schedule "B" - Contracted Services	Page 5 - 6
Schedule "C" - Additional Services	Page 7
Schedule "D" - Customer Responsibilities	Page 7

**SIEMENS**

Water Technologies

Preventative Maintenance Agreement

Monroe, City of

December 12, 2007

Please return one signed copy of the Maintenance Agreement with attached Schedules and a copy of your purchase order to:

**Siemens Water Technologies**  
**212 Apple Hill Drive**  
Delmont, Pa, 15626  
ATTN: Gene Cerilli

If it is your company's policy to issue purchase orders, please attach a copy of that document to the maintenance agreement. The order should cover the agreed upon services for the term of the agreement.

Thank you again, for your continued interest in Siemens. If there is anything else we may help you with, please call us at  
Fax

Sincerely,

Gene E. Cerilli  
Municipal Services Business Development Specialist  
**SIEMENS** Water Technologies

Company Name : City of Monroe.  
Address: PO Box 1249  
Monroe, GA. 30655  
Site Location: 205 E. Marable  
City: Monroe  
State: GA Zip: 30655  
Telephone:  
Start Date: \_\_\_\_ Finish Date:  
Renewal Date: \_\_\_\_ (for CPI Increase)

Site Number:  
Trade Class:  
Billing Address:  
Contact: Cathy Halgat  
Telephone 770-266-5402  
Contact Amount: \$12,000.00

Service consists of 4 – 2 day visits

**Acceptance**

Tax Exempt Number: \_\_\_\_\_

Date: \_\_\_\_\_, 20\_\_\_\_ Purchase Order Number: \_\_\_\_\_

By: \_\_\_\_\_ By: \_\_\_\_\_ Title: \_\_\_\_\_  
Siemens Account Representative Name

\_\_\_\_\_  
Siemens Authorized Signature

**TERMS AND CONDITIONS ARE ATTACHED**  
**THIS AGREEMENT IS SUBJECT TO THE TERMS AND CONDITIONS PRINTED ON ONE SHEET AND**  
**ATTACHMENTS WHICH ARE MADE A PART HEREOF AND WHICH CUSTOMER ACKNOWLEDGES TO**  
**HAVE READ, THERE ARE 2 PAGES OF ATTACHMENTS**

Item # 3

**SCHEDULE A – CHECKED EQUIPMENT**

Customer:

Site #:

The following is a list of the equipment and/or components covered under the service contract. Maintenance services in Schedule B will be provided for the following equipment:

**CATALOG NO. DESCRIPTION OF APPLICABLE EQUIPMENT**

	14xE90M10V units

## SCHEDULE B - CONTRACTED SERVICES

Detailed below is a list of maintenance services and frequencies to be provided on the equipment listed in Schedule A.

<u>SERVICE DESCRIPTION</u>	<u>USF Code</u>	<u>2 per MONTH</u>	<u>MONTHLY</u>	<u>QUARTERLY</u>	<u>SEMI ANNUAL</u>	<u>ANNUAL</u>
Review Operators Log Book	PM000			X		
Normalization of Data	PM001			X		
Feed Water Chemistry	PM002			X		

### Manifold Valves / Solenoids

<u>Actuated Valves</u>						
Inspect/Record Data	PM003			X		
Mechanical Function Check	PM004			X		
Perform Maintenance	PM005			X		

<u>Manual Vales</u>						
Inspect/Record Data	PM006			X		
Mechanical Function Check	PM007			X		
Perform Maintenance	PM008			X		

<u>Solenoid Valves</u>						
Inspect/Record Data	PM009			X		
Mechanical Function Check	PM010			X		
Perform Maintenance	PM011			X		

<u>Non Return Valves</u>						
Inspect/Record Data	PM012			X		
Mechanical Function Check	PM013			X		
Perform Maintenance	PM014			X		

### Inputs / Controls

<u>Control Air</u>						
Inspect & Verify Correct Control Air Setting	PM015			X		
Inspect/Record Data Pressure Switch	PM016			X		
Inspect/Record Data Feed Pressure Transmitter	PM017			X		
Inspect/Record Data Filtrate Pressure Transmitter	PM018			X		

**SIEMENS**

Water Technologies

Preventative Maintenance Agreement  
Monroe, City of  
December 12, 2007

Perform Maintenance

PM019

		<u>X</u>		
--	--	----------	--	--

**Flow Meters**

Inspect/Record Data	PM020
Mechanical Function Check	PM021
Perform Maintenance	PM022

			<u>X</u>		
			<u>X</u>		

**SERVICE DESCRIPTION****USF  
Code**2 per  
MONTHMONTHLYQUARTERLYSEMI  
ANNUALANNUAL**Break Tank**

Inspect/Record Data Level Switches	PM023
Mechanical Function Check	PM024
Perform Maintenance	PM025

			<u>X</u>		
			<u>X</u>		
			<u>X</u>		

**High Pressure Air (Backwash & Pressure Decay)**

Inspect/Record Data	PM026
Mechanical Function Check	PM027
Perform Maintenance	PM028

			<u>X</u>		
			<u>X</u>		
			<u>X</u>		

**Airline Tubing**

Inspect/Record Data	PM029
Mechanical Function Check	PM030
Perform Maintenance	PM031

			<u>X</u>		
			<u>X</u>		
			<u>X</u>		

**Process****Inspect/Record**

Feed PSI	PM032
Filtrate PSI	PM033
Trans Membrane Pressure (TMP)	PM034
Resistance	PM035
Feed GPM	PM036
Filtrate GPM	PM037
Pump Speed	PM038
Pressure Decay Test (PDT)	PM039
PDT Start Pressure	PM040
PDT Finish Pressure	PM041
PDT PSI/MIN	PM042

			<u>X</u>		
			<u>X</u>		
			<u>X</u>		
			<u>X</u>		
			<u>X</u>		
			<u>X</u>		
			<u>X</u>		
			<u>X</u>		
			<u>X</u>		
			<u>X</u>		

**Instrumentation****Mechanical & Electrical Function  
Check Inspect/Record**

Flow switches PM043

		<u>X</u>		



PM044

		X		

--	--	--	--	--

### **SCHEDULE "C" - ADDITIONAL SERVICES**

Additional emergency or service visits are billed at the following rates:

Normal Business Hours:           \$ 125.00/hr.       2 hour minimum  
Monday through Friday  
8:00 a.m. to 4:00 p.m.

After Normal Business Hours:   \$190.00/hr.       2 hour minimum

Weekends:

Saturdays:                         \$190.00/hr.       4 hour minimum

Sundays:                          \$190.00/hr.       4 hour minimum

The above rates include travel time to and from the system location. Additional time on site above the minimum, will be billed in increments of full hours only

### **SCHEDULE "D" - CUSTOMER RESPONSIBILITY**

Detailed below is a list of the customer's responsibilities for providing continual maintenance of the system.

1. Monitor the system daily and record the operating parameters as required in the O & M manual logs.
2. Notify Siemens by the next business day of any malfunction or operation of the system outside normal operating conditions, as specified upon start-up.
3. Provide for and supply all necessary utilities. Notify Siemens by the next business day, of any change in feed water characteristics or the volume of water used.
4. The customer will either provide the labor and/or materials or issue a supplemental Purchase Order for:
  - a. Any additional service time, if required, between scheduled PM service visits.
  - b. Any repairs that are not specifically covered on Schedule B. These may be under separate quote.
5. Provide a minimum of 4 hours down time of the system, for Siemens to perform each scheduled PM service visit.
6. The Customer is suggested to have an inventory of spare parts that are considered typical ware parts. Please consult the manual for a list of suggested spare parts.



## Utility Committee Meeting

### AGENDA

February 5, 2008

---

**Item:**

Approval / Purchase - Water Plant Filter Modules

**Department:**

Water and Gas

**Additional Information:****Financial Impact:****Budgeted Item:**

Budgeted Item

**Recommendation / Request:**

Viewing Attachments Requires Adobe Acrobat. [Click here](#) to download.

Attachments / click to download

---



## Utility Committee Meeting

### AGENDA

February 5, 2008

**Item:**

Purchase - Double Bucket Truck for Electric Department

**Department:**

Electric and Telecommunications

**Additional Information:**

55' Material Handling Double Bucket Truck

**Financial Impact:****Budgeted Item:**

Budget Item

**Recommendation / Request:**

Viewing Attachments Requires Adobe Acrobat. [Click here](#) to download.

**Attachments / click to download**

- ☐ [Terex - Quote for Bucket Truck](#)
- ☐ [Terex - Quote for Bucket Truck Document 2](#)
- ☐ [Altec - Quote for Bucket Truck](#)
- ☐ [Altec - Quote for Bucket Truck Document 2](#)



# TEREX

## Utilities

200 Edenway, White House, TN, 37188  
Phone: 800-672-4911 Fax: 615-616-1273

## Quotation

Page 1 of 8

1/22/2008

Quote Number: 2301172

### Monroe Water Light & Gas Commission

215 N Broad Street  
PO Box 725  
Monroe GA 30655

Attention: Bobby Morrow

Phone: 770-267-3429 X244

Fax: 770-267-3698

Qty.	Description
------	-------------

1	One (1) new Terex Telelect Hi-Ranger TCX55 insulated non-overcenter aerial device providing a working height of 59.8 ft (18.2 m) and a side reach of 39.3 ft (12.0 m).
---	--

Design Criteria:

- \* Design criteria is in accordance with current industry and engineering standards applicable and accepted for structural and hydraulic design.

Upper Controls:

- \* "Control-Plus" single stick controller
- \* Non-metallic control handle
  - \* Dielectrically tested for limited secondary protection between the valve and handle.
  - \* May provide limited secondary protection for operator depending on condition and cleanliness.
  - \* Not rated for electrical protection, although it may provide limited secondary protection.
  - \* Not intended to replace safe work practices or primary protection such as cover-up and personal protection equipment.
- \* Enable lever must be actuated before operation.
- \* Controls lower boom, upper boom and rotation.

Lower Controls:

- \* Individual control levers are provided and located in an accessible location on the curbside of the turntable.
- \* The lower controls activate lower boom, upper boom, and rotation.
- \* Lower controls are capable of fully overriding the platform controls.

Engine Throttle Advance:

- \* An automatic two-speed engine throttle control is provided. Includes a pressure switch.
- \* The chassis engine will advance to a pre-set speed when needed for boom movement or outriggers.

Platform Leveling:

- \* Utilizes hydraulic cylinders, roller chains, and fiberglass rods.
- \* This system meets all dielectric requirements.

Hydraulic Platform Tilt:

- \* The platform is equipped with hydraulic tilt at the lower and upper controls.

Item # 5

**Quotation**  
**2301172**

Page 2 of 8

**Qty. Description**

**Lower Boom:**

- \* Constructed of high strength rectangular fabricated steel tube with a rectangular bi-axial filament wound, high strength fiberglass insert providing an insulation gap of 18 in.
- \* The lower boom articulation envelope is from 0 to 110 using one (1) double-acting hydraulic cylinder, equipped with two (2) integral holding valves
- \* The lower boom is supported when stored by a padded boom rest.
- \* Lower boom also includes a padded upper boom rest.

**Upper Boom:**

- \* Constructed of high strength steel with a rectangular bi-axial filament wound fiberglass boom.
- \* The upper boom has an articulation envelope of 188 degrees using one (1) end of a double acting tandem hydraulic cylinder, equipped with two (2) integral holding valves.
- \* Upper boom insulation of 13' 5" without mechanical or hydraulic jib extension.

**Boom Compensation System:**

- \* This system maintains the angle of the upper boom during lower boom travel by transferring oil between the lower boom cylinder and the upper boom cylinder.
- \* The upper boom can also be articulated independently.

**Boom Interlock:**

- \* To operate the boom the outriggers must be extended.

**Pedestal And Turntable:**

- \* The pedestal is of welded high-strength steel construction and designed with access holes for maintenance of hydraulic plumbing.
- \* The pedestal top plate is machined after welding to maintain a flat mounting surface for the rotation bearing.
- \* The turntable is constructed of steel plates with an offset configuration to provide maximum strength and side reach.
- \* Steel bottom plate has provisions for attaching inner race of rotation bearing.

**Continuous And Unrestricted Rotation:**

- \* A Terex Utilities designed and manufactured 6 port collector block provides a rotating oil distribution system for continuous and unrestricted rotation.
- \* A 4 channel electric collector ring is provided as standard.
- \* A self locking worm gear rotation drive is provided and equipped with a bi-directional motor.

**Rotation Bearing:**

- \* The rotation bearing is a heavy duty "shear-ball" bearing utilizing polished alloy steel balls.
- \* High-strength bolts attach the inner and outer races to the pedestal and turntable.

**ANSI Rating:**

- \* Aerial device is designed as a Category C machine in accordance with ANSI A92.2.
- \* Aerial device is dielectrically tested and certified for operation up to 46,000 working line voltage per ANSI A92.2.

**Hydraulic System:**

- \* The hydraulic system used for operating the boom functions is a closed-center, parallel-circuit system.
- \* System operating pressure is 3000 PSI.
- \* A 35 gallon hydraulic oil reservoir is provided and includes a 100 mesh filter, a 10u return filter and a shut off valve.

Item # 5

**Quotation**  
**2301172**

Page 3 of 8

Qty.	Description
	<ul style="list-style-type: none"><li>* A pressure line filter is installed in the closed center loop.</li></ul>
	Outrigger Motion Alarm: <ul style="list-style-type: none"><li>* Alarm sounds whenever an outrigger is raised or lowered from the controls.</li><li>* A switch built into outrigger control valve will energize a 97 decibel alarm.</li></ul>
	Miscellaneous: <ul style="list-style-type: none"><li>* A load chart stating actual lifting capacity considering all final options, chassis, body, outriggers, and other fixed equipment with final readings based on completed unit stability is standard.</li><li>* A boom-angle indicator and decal are mounted on the side of the main boom.</li><li>* All metallic components of the complete aerial device are painted with a rust inhibiting primer.</li><li>* The fiberglass upper boom, lower boom insert, and platforms are white.</li><li>* Two complete manuals providing operation and maintenance procedures, and a replacement parts listing.</li><li>* Warning decals are provided with unit.</li></ul>
1	Pedestal 32.5 inches: <ul style="list-style-type: none"><li>* Works with cab heights from 62 to 67 inches.</li></ul>
1	118 Degree Lower Boom Articulation: <ul style="list-style-type: none"><li>* In lieu of standard 110 degree.</li><li>* Increases TCX52 side reach to 40.1 ft (12.2 m) , TCX55 to 42.3 ft (13.0 m) and TCX60 to 45.9 ft (45.9 m).</li></ul>
1	Platform 24" x 48" x 42": <ul style="list-style-type: none"><li>* One curbside mounted fiberglass platform with a rated capacity up to 800 lbs.</li><li>* Includes two (2) outside access steps on end of platform.</li><li>* Safety harnesses with lanyards is provided.</li><li>* Note: Jib capacity will be decreased if platform capacity is greater than 500 lbs.</li></ul>
1	Insulated Platform Liner For 24" x 48" x 42" Platform: <ul style="list-style-type: none"><li>* Tested at 50 KV AC.</li></ul>
1	Vinyl Platform Cover For 24" x 48" Platform: <ul style="list-style-type: none"><li>* Waterproof with internal elastic cord around edge.</li></ul>
1	Dual Hydraulic Tool Outlets At Platform: <ul style="list-style-type: none"><li>* Installed at the platform to accommodate one closed center hydraulic tool.</li><li>* Tools cannot be operated simultaneously.</li><li>* Bleeder spool provides for ease in connecting and disconnecting couplers.</li><li>* Includes port relief to limit pressure to 2250 psi.</li><li>* Allows standard operation of tools with unit in low speed.</li><li>* Quick disconnect couplers.</li><li>* Tool return back pressure is less than 200 psi with ISO 15 hydraulic oil.</li></ul>
1	Auxiliary Let Down: <ul style="list-style-type: none"><li>* Allows for the descent of the boom (platform) in the most direct manner for a time limited by the duty cycle of the electric motor.</li></ul>
1	Insulated Engine Stop / Start: <ul style="list-style-type: none"><li>* Controlled from platform</li></ul>

Item # 5

**Quotation**  
**2301172**

Page 4 of 8

Qty.	Description
1	90 Degree Hydraulic Platform Rotator For Single Side Mount Platform: * Allows 90 degrees of hydraulic rotation and is controlled at the upper controls.
1	Two boom mounted lanyard anchor for non-overcenter units.
1	Tubular Rubber Platform Rest: * Provides platform support during road travel
1	Platform is located on the curbside for over rear axle mounts and on the streetside for behind cab mounts.
1	2000-lb. Hydraulic Articulating Hydraulic Extend Under Load Jib and Winch: * Infinite positioning through the 120 degree articulation envelope (-20 to +100 degrees) with 18 inches of cylinder travel. * 8 ft. long jib extends by means of a hydraulic cylinder. * Includes 2000 lb full drum capacity worm gear winch complete with 75 feet of 1/2 inch load line and swivel hook with latch. * Winch control at the lower controls.
1	Hastings Model 12666 single conductor wire holder with adapter.
1	Full length subframe for 120" CA chassis.
1	Tie down kit.
2	Extra Heavy Duty X-Frame Outriggers: * Hydraulic double acting outriggers including integral holding valves. * 163 " spread pin to pin and 175" to outside of pads at 8.24 " penetration and 40 " frame height. * 13 " x 12 " swivel type stabilizer pads.
1	Controls For 2-Sets Of Outriggers With Auxiliary Tool Outlets (TCX, TC, Double Lifts): * Recessed at rear of truck each side for ease of view for outrigger placement.
1	LLB168 Utility Line Body: A. Dimensions -168" overall length -94" outside width -58" bed width -28" floor to top of body -18" compartment depth -46" compartment height -24" horizontal compartment height B. Compartmentation - Street Side -First Vertical (30") - 5 material hooks (1-3-1) -Second Vertical (30") - 2 adjustable shelves with 5 adjustable dividers each -Third Vertical (30") - 2 adjustable shelves with 5 adjustable dividers each -Horizontal (54") - 8 adjustable dividers in compartment bottom -Rear Vertical (24") - 5 material hooks (1-3-1) C. Compartmentation - Curb Side -First Vertical (30") - 5 material hooks (1-3-1)



**Quotation**  
**2301172**

Page 5 of 8

Qty.	Description
	-Second Vertical (30") - access steps to cargo area -Third Vertical (30") - 2 adjustable shelves with 5 adjustable dividers each -Horizontal (54") - 1 adjustable shelf with 8 adjustable dividers -Rear Vertical (24") - 5 material hooks (1-3-1)
	D. Features -Full length shelf in top of street side compartments with rear drop door -Wheel chock storage (2) each side in wheel wells - Master door rod lock system -16-gauge A60 double-sided galvanneal coated steel body exterior -18/16-gauge A60 double-sided galvanneal coated steel door panels -12-gauge treadplate floor -12-gauge treadplate compartment tops -Rotary door latches and full-length stainless steel rod door hinge -Chain stops on doors and includes automotive bulb-type door seals
1	Frame and floor with installation of subframe and outriggers.
9	VISTA strip compartment light.
1	Tail shelf 30" long with 12-gauge treadplate top and smooth sides.
1	Horizontal ladder tray with rubber covered rear roller: * 16-gauge construction.
2	Grab handle for stair type side access steps.
4	Pool type pipe grab rail for tailshelf or rear of flatbed.
1	Rigid type perf-grip stirrup step.
2	Cable type gripstrut stirrup step.
1	Access steps to command post or platform.
4	Laminated wood outrigger pad 24" x 24" x 2-1/4" with rope handle.
4	Outrigger pad storage brackets.
2	Rubber wheel chocks with eye bolt.
1	Install Aerial Device Over Rear Axle And Install All Associated Components: * Final test and inspect completed unit including stability and dielectric testing per manufacturers requirements and ANSI A92.2.
1	Hose and fittings to connect the hydraulic system from the oil reservoir to the pump and unit.
1	Hydraulic pump.
1	Power take off, 10-bolt, with indicator light for Allison MD automatic transmission.
45	Hydraulic oil for general purpose use.

**Quotation**  
**2301172**

Page 6 of 8

<b>Qty.</b>	<b>Description</b>
	* Refer to the product maintenance manual for specific type to be used.
1	Hannay spring loaded hydraulic hose reel with 4-way roller assembly.
1	Dual Hose Assembly For Hose Reel: * 35' of 1/2" ID hose * Parker HTMA male and female flush faced couplers and dust covers. * Installed on hose reel with ball stop.
1	Peterson 7-lamp DOT Lighting Package: * Complies with FMVSS 108. * Includes required lights, junction box, wiring harness and mounting light bar.
2	Preco 4242A amber strobe light with 4" tall & 6" dia. lens and mounting bracket.
2	Preco BG4240 branch guard for 4" strobe.
1	Midland 7-prong trailer socket.
1	Set chassis parameters.
1	Remote engine stop / start control from rear of vehicle.
1	Back-up alarm to sound when the vehicle is shifted into reverse.
1	Hour meter for power take off engagement time or engine hours, specify.
1	Wired-Rite system for chassis.
1	One pair of mud flaps with logo.
1	DOT Inspection.
1	BP100A 15 ton pintle hook: * Safety chain eyes. * Chassis frame reinforcements.
1	Boom rest.
1	Cab guard constructed of tubing and heavy duty expanded metal, painted black.
1	Window guard constructed of angle and heavy duty expanded metal.
1	Amerex 5-lb ABC fire extinguisher with bracket.
1	James King triangle reflector kit.
1	Orion flare kit with holder.
1	Bracket for storing grounding cable.

**Quotation  
2301172**

Page 7 of 8

Qty.	Description
1	Ground Cable Black 2/0: * 50' of multi-strand flexible copper cable, three grounding lugs and grounding clamp. * Three point grounding system for grounding vehicle during work operations. * Cable must be fully removed from bracket before use.

NOTE! Purchaser to verify this meets their company's requirements for fault current.

1	Paint line body one color white to match cab.
1	Paint accessories one color white to match cab.
1	Paint two colors.
1	Paint body floor with non-skid paint.
1	Paint compartment top with non-skid paint.
1	Paint aerial device one color from rotation up yellow.
1	Paint aerial device one color from rotation down white to match cab.
1	2009 Ford Model F-750 4X2 cab and chassis per the attached specifications.

**Grand Total:**

**\$144,168.00**

**Notes:**

1. Prices are FOB Shipping point, delivery prepaid and included.
2. Prices exclude any applicable taxes or license fees.
3. Federal Excise Tax has not been included. A current exemption/resale certificate must be on file and provided with purchase order for tax exempt sale. Federal Excise Tax will be added if certificate is not supplied with order.
4. Terms: Net 10 days with pre-approved credit.
5. Chassis pricing is based upon current model year production availability. Any Federal mandated costs, such as 2007 emission requirements, will be passed on at cost.
6. Chassis payment is due upon chassis receipt at our facility.
7. Quotation good for 30 days. Contact us for a possible extension if required.
8. The following items must be considered by the purchaser if not already included: Fire Extinguisher \$140.00; Flare Kit \$70.00; Reflector Kit \$60.00; Back-up Alarm \$125.00; Strobe Light \$450.00; Wheel Chocks \$104.00; Outrigger Pads \$125.00 to \$375.00 (based on pad size & type); Truck Grounding Cable \$386.00; Barricade Kit \$700.00; Hydraulic Over Load Protection (derrick only, price will vary based on final option selection); Boom / Boom Stow Interlock \$600.00; Engine Stop / Start \$175.00 to \$700.00 (based on unit model); Auxiliary Let Down \$1150.00; and Platform Liner \$330.00 to \$615.00 (based on platform size).
9. Delivery from receipt of order shall generally be 240-270 days, provided, that (1) the chassis is received by Seller a minimum of 90 days prior to scheduled delivery, (2) drawings are sent timely and the approved drawings are returned to Seller by requested date and (3) vendor supplied chassis are order timely and suppliers delivery schedules will meet the customers delivery date or customer supplied accessories are received by Seller by the date necessary to comply with scheduled delivery.
10. Chassis requires clean frame rails, side and top. Relocation of chassis components, to facilitate equipment installation, will be in addition to above quoted price.
11. Trade-in conditions:
  - a. Trade-in becomes a part of this contract with acceptance of this quotation unless otherwise agreed.

Item # 5

**Quotation  
2301172**

Page 8 of 8

- b. Trade-in shall be maintained in a condition consistent with that at time of bid. Normal wear and tear is expected. Vehicle must meet all DOT requirements at time of delivery including but not limited to: tires, brakes, lighting, glass, etc.
  - c. All accessories shall remain with unit unless agreed upon at time of evaluation.
  - d. Trade-in, title and unit operation, maintenance, and parts manual shall be transferred at time of new unit delivery.
  - e. We reserve the right to adjust our trade-in allowance if these conditions are not met.
12. Terex Telelect is ISO 9001:2000 Certified.
13. Upon receipt of your purchase order, Terex Utilities will send you a standard Terex Utilities Sales Order Acknowledgement with standard Terms and Conditions of Sale which shall govern the transaction. The standard Terex Utilities Sales Order Acknowledgement allows Terex Utilities to confirm receipt of your order and must be returned to Terex Utilities signed in order for Terex Utilities to schedule your order for production and delivery.”

**Terex Utilities, Inc.**

\_\_\_\_\_  
**Gregory N. Lien – Order Coordinator**

**Account Manager – Jerald Phillips**

**Accepted By:**

\_\_\_\_\_  
**PO Number:** \_\_\_\_\_

**Date:** \_\_\_\_\_



## Grande Truck Center

January 22, 2008

Greg Lien  
Terex Utilities  
11072 Washington Highway  
Glen Allen, Virginia, 23059  
Phone: 804-752-2811

### **Re: The 2008 Ford F-750 XL**

Dear Greg Lien,

1. City of Monroe, GA
2. 2009 F750 4x2 XL RC Cab and Chassis
3. Price good for 30 days
4. Review specification

Sincerely,

Lizette Specht  
Sales Assistant  
210-666-7109  
lspecht@grandetruck.com

**Prepared For:**

Greg Lien  
Terex Utilities  
11072 Washington Highway  
Glen Allen, Virginia, 23059  
Phone: 804-752-2811

**Prepared By:**

Lizette Specht  
Grande Truck Center  
PO BOX 201210  
San Antonio, Texas, 78220  
Phone: 210-661-4121  
Toll Free: 800-779-7672



## ***Vehicle Profile***

## **2008 Ford F-750**

**Regular Cab XL (F75)**

### **Powertrain**

Cummins 6.7L I-6 OHV diesel injection 24 valve intercooled turbo diesel engine \* 130 amp alternator \* 1,250 amp (total) 93 amp hours (Ah) (total) step battery dual batteries located forward right \* Engine block heater \* 6-speed electronic automatic transmission with overdrive, lock-up \* Rear-wheel drive \* 6.17 axle ratio, single speed drive axle \* Aluminized steel exhaust \* Heated fuel/water separator \* Transmission PTO provision \* Construction transmission vocation \* Driver controlled locking rear differential \* Right mounted horizontal muffler \* Right mounted horizontal tailpipe \* 15.2 cfm capacity air compressor system with air dryer, manual moisture ejector \* 45.0 gal. rectangular left front fuel tank,

### **Steering and Suspension**

Hydraulic power-assist re-circulating ball steering \* Air brakes \* Non-independent front suspension \* Front leaf suspension \* Front tapered leaf springs \* Rigid rear axle \* Rear leaf suspension \* Rear multi-leaf springs \* Front and rear 22.5" x 8.25" \* 295/80R22.5 BSW AS \* Rubber auxiliary rear springs \* Front and rear white steel disc wheels with 10 wheel studs

### **Safety**

4-wheel anti-lock braking system

### **Comfort and Convenience**

Air conditioning \* AM/FM stereo, clock, seek-scan, 2 speakers, fixed antenna \* Cruise control \* 2 12V DC power outlets, ashtray, front lighter element(s) location, dual electric horn \* Analog instrumentation display includes tachometer, oil pressure gauge, engine temperature gauge, voltmeter gauge, engine hour meter, primary air pressure gauge, trip odometer \* Warning indicators include battery, lights on, key in ignition, service interval, brake fluid, transmission fluid temp \* Steering wheel with tilt adjustment \* Manual front windows with light tint \* Variable intermittent front windshield wipers \* Passenger side vanity mirror \* Interior lights include dome light with delay \* Glove box, front cupholder, dashboard storage \* Air compressor \* Automatic gearshift steering column lever

### **Seating and Interior**

Seating capacity of 3 \* Vinyl faced front seats with carpet back material \* Full cloth headliner, full vinyl/rubber floor covering, plastic/rubber gear shift knob \* 4 way driver and passenger seats with folding back, fore/aft \* Driver captain seat with high back \* Passenger two person bench seat with mid back \* Driver fixed headrest

### **Exterior Features**

Front splash guards, composite/galvanized steel body material, side steps \* Black side window moldings, black front windshield molding, black rear window molding \* Black door handles \* Gray grille \* 2 doors \* Driver and passenger manual stainless steel convex spotter outside mirrors \* Front gray bumper with straight ends, with front tow hooks \*

Prices and content availability as shown, are subject to change and should be treated as estimates only. Actual base vehicle, package and option pricing may vary from this estimate because of special local pricing, availability or pricing adjustments not reflected in the dealer's computer system. See salesperson for the most current information. Reference CT05202641 12/26/2007

**Exterior Features (Continued)**

Sealed beam halogen headlamps \* Additional exterior lights include cab clearance lights \* Clearcoat monotone paint  
\* Hood mounted grille

**Warranty**

Basic .....	24 month/unlimited mileage	Corrosion Perforation .....	36 month/unlimited mileage
Roadside Assistance .....	24 month/unlimited mileage	Diesel Engine .....	24 month/unlimited mileage
Transmission .....	24 month/unlimited mileage		

**Dimensions and Capacities**

Output .....	240 hp @ 2,400 rpm	Torque .....	620 lb.-ft. @ 1,600 rpm
1st gear ratio .....	4.590	2nd gear ratio .....	2.250
3rd gear ratio .....	1.540	4th gear ratio .....	1.000
5th gear ratio .....	0.750	6th gear ratio .....	0.650
Reverse gear ratio .....	5.000	Curb weight .....	10,364 lbs.
Payload .....	22,160 lbs.	Front curb weight .....	6,426 lbs.
Rear curb weight .....	3,948 lbs.	Front axle capacity .....	14,000 lbs.
Rear axle capacity .....	21,000 lbs.	Front spring rating .....	14,000 lbs.
Rear spring rating .....	23,500 lbs.	Front tire/wheel capacity .....	15,660 lbs.
Rear tire/wheel capacity .....	27,760 lbs.	Maximum GVWR .....	33,000 lbs.
Front legroom .....	40.7 "	Front headroom .....	41.3 "
Front hiproom .....	67.4 "	Front shoulder room .....	68.0 "
Length .....	308.0 "	Body width .....	96.7 "
Body height .....	94.3 "	Wheelbase .....	194.0 "
Cab to axle .....	120.0 "	Axle to end of frame .....	100.0 "
Radiator area .....	717.0 "	Frame rail depth .....	10.4 "
Frame rail width .....	3.7 "	Frame rail thickness .....	0.44 "
Max RBM (in.-lbs.) .....	2,526,000.0	Frame rail section .....	9.5 "
Turning radius (to curb) .....	26.8 '	Turning radius (to bumper) .....	28.2 '
Front frame height loaded .....	34.9 "	Front frame height unloaded .....	37.6 "
Rear frame height loaded .....	36.2 "	Rear frame height unloaded .....	40.4 "

Prices and content availability as shown, are subject to change and should be treated as estimates only. Actual base vehicle, package and option pricing may vary from this estimate because of special local pricing, availability or pricing adjustments not reflected in the dealer's computer system. See salesperson for the most current information.  
Reference CT05202641 12/26/2007

**Prepared For:**

Greg Lien  
Terex Utilities  
11072 Washington Highway  
Glen Allen, Virginia, 23059  
Phone: 804-752-2811

**Prepared By:**

Lizette Specht  
Grande Truck Center  
PO BOX 201210  
San Antonio, Texas, 78220  
Phone: 210-661-4121  
Toll Free: 800-779-7672

**Selected Options****2008 Ford F-750****Regular Cab XL (F75)****Vehicle Snapshot**

**Engine:** Cummins (6.7L) ISB 240 HP @ 2400 RPM, Governed @ 2600 RPM  
**Transmission:** Allison 3500 6-Speed, RDS Series On-Off  
**Rear Axle Ratio:** 6.17  
**Brakes:** Air Brakes - Straight Truck  
**GVWR:** 33,000 lbs

Code	Description	Class
F75	<b>Base Vehicle Price (F75)</b>	STD
<b>Wheelbase</b>		
	<b>194" Wheelbase/120" CA/75" AF/308" OAL</b>	OPT
<b>1 - Frame</b>		
539	<b>Single Channel - Straight 'C' 20.11 SM, 120,000 PSI</b> <i>Heat treated alloy steel; 10.375" x 3.705" x 0.438" (263.5mm x 94.1mm x 11.1mm), 437.9" (11122mm) maximum OAL.</i>	OPT
766	<b>Bumper, Front - Full Width, Painted Steel</b> <i>0.1875" material thickness, dark shadow gray color.</i>	OPT
76B	<b>Tow Hooks, Front (2) Inside Rail, Frame Mounted</b>	OPT
<b>2 - Axle, Front/Suspension, Front</b>		
43E	<b>I-Beam Type - 14,000 lb. Cap. I-1405</b> <i>Steering Wheel - Two Spoke, Black PVC, 17.5" Dia. : Includes Ross TAS-66 power steering gear.</i>	OPT
61F	<b>Taper-Leaf Springs, Parabolic - 14,000 lb. Cap</b> <i>Includes shock absorbers.</i>	OPT
<b>3 - Axle, Rear/Suspension, Rear</b>		
47H	<b>21,000 lb. Single-Speed - Spicer 21060D w/Differential Lock</b> <i>Single reduction with 200 wheel ends. NOTE: When specifying an axle ratio, check performance guidelines for startability and gradeability.</i>	OPT

Prices and content availability as shown, are subject to change and should be treated as estimates only. Actual base vehicle, package and option pricing may vary from this estimate because of special local pricing, availability or pricing adjustments not reflected in the dealer's computer system. See salesperson for the most current information. Reference CT05202641 12/26/2007



Code	Description	Class
68R	<b>Multi-Leaf Springs - Vari-Rate Suspension 23,500 lb. Cap</b> <i>Includes 4500 lb. auxiliary rubber spring.</i>	STD
X6B	<b>6.17 Axle Ratio</b>	OPT
<b>4 - Brakes/Brake Equipment</b>		
671	<b>Air Brakes - Straight Truck</b> <i>Air Compressor, Cummins, 15.2 CFM Capacity. Meritor Q-Plus with ABS, Bendix Anti-Lock Brake System, 4-channel. Includes 15" x 4" front brakes, dual direct reading air pressure gauges, front and rear dust shields, brake lines color coded nylon, instrument panel mounted yellow knob parking brake control valve, automatic slack adjusters front and rear, two rear spring parking brake chambers, three drain valve(s) and two air tanks (Reference Body Builders Book for location). Rear brake size and components dependent on axle selection.</i>	OPT
62D	<b>Air Dryer, Bendix AD/IP w/Heater, Standard Position</b> <i>Automatic drain valve includes Bendix DV-2 w/heater. Mounted inside left frame rail, back of cab.</i>	OPT
<b>5 - Engine/Engine Equipment</b>		
99D	<b>Cummins (6.7L) ISB 240 HP @ 2400 RPM, Governed @ 2600 RPM</b> <i>Starting Motor - 12-Volt, 38 MT, Delco-Remy America Inc. Type 300 : Less thermal overcrank protection.; Radiator - Modine, 717 Sq In Cross Flow, 4.25" Core w/In-Tank Trans Cooler; Mainshaft Driveline, 1710. 50 State engine. Includes Borg Warner SA75 viscous screw on type fan clutch. Includes Donaldson single stage dry type air cleaner with restriction indicator. Includes Fleetguard FS19557, with electric type heater and primer pump - engine mounted fuel/water separator. 620 lb-ft torque @ 1600 RPM, 2600 RPM governed speed, 240 peak HP (Max). Component-manufacturer warranty applies. Subject to change by manufacturer without notice. Torque: 620 ft.lbs. @ 1600 rpm.</i>	OPT
41G	<b>Engine Block Heater, Phillips, 120 Volt/750 Watt</b>	OPT
	<b>Emissions Surcharge</b>	OPT
631	<b>CARB Compliant - Vehicle Receives Clean Idle Label on Hood</b>	OPT
<b>6a - Allison Vocational Transmission</b>		
44U	<b>Allison 3500 6-Speed, RDS Series On-Off</b> <i>RDS Series On-Off. Rated: wide ratio, 300 HP input power, 800 lb-ft input torque, 33,000 lbs GVW and 2 year model warranty. PTO provision standard. Includes oil level sensor.</i>	OPT
<b>6b - Allison Programming I/O</b>		
94B	<b>Allison Programming I/O Rugged Duty Series - General Purpose/Construction</b> <i>For programming content specifics, please refer to HELP.</i>	OPT
<b>7 - Exhaust</b>		
91A	<b>Cummins - Back of Cab, Horizontal Tailpipe</b>	STD
<b>8 - Electrical/Alternator/Battery</b>		

Prices and content availability as shown, are subject to change and should be treated as estimates only. Actual base vehicle, package and option pricing may vary from this estimate because of special local pricing, availability or pricing adjustments not reflected in the dealer's computer system. See salesperson for the most current information. Reference CT05202641 12/26/2007

Code	Description	Class
59C	<b>Body Builder Wiring - To End of Frame</b> <i>Includes sealed connectors for 2 ground circuits, with combined left/stop, combined right/stop, stop lamps, back up lamps. Also includes 2 additional pass through wires to cab.</i>	OPT
17S	<b>130 Amp, Leece-Neville 12-Volt, Brush Type, Pad Mounted, Alternator</b> <i>8LHP2170PH.</i>	STD
63A	<b>Two - 625 CCA, 1250 Total, Includes Steel Box and Cover</b> <i>12Volt, Motorcraft, two - 625 CCA, 1250 CCA total, includes steel box and plastic lid.</i>	STD
<b>9 - Fuel Tanks</b>		
65A	<b>Tank - Steel (Shallow) 45 U.S. gal. (170 L.) - Single</b> <i>LH rectangular steel, top draw, 13" tank depth. Mounted left side under cab with battery box mounted right side under cab.</i>	STD
	<b>10 Gal. Single Tank Fuel Fill. Mandatory Charge Applied, Based On Tank Selection</b>	OPT
<b>10 - Seats</b>		
88H	<b>Driver Captains Chair, 40%, Reclining, G-Grain Vinyl w/G-Grain Vinyl Insert</b> <i>Hi-back with integral headrest, folding/reclining back, arm rests, non-suspension. Seats are color coordinated to cab trim level. All seats include seat belts.</i>	INC
85A	<b>2 Passenger, 70% Bench, Folding, G-Grain Vinyl w/G-Grain Vinyl Insert</b> <i>Intermediate folding back, no arm rest, non-suspension. .</i>	INC
<b>11 - Cab Equipment</b>		
680A	<b>XL Trim Package</b> <i>(88H) Driver Captains Chair, 40%, Reclining, G-Grain Vinyl w/G-Grain Vinyl Insert : Hi-back with integral headrest, folding/reclining back, arm rests, non-suspension. Seats are color coordinated to cab trim level. All seats include seat belts.; (85A) 2 Passenger, 70% Bench, Folding, G-Grain Vinyl w/G-Grain Vinyl Insert : Intermediate folding back, no arm rest, non-suspension. . Includes molded cloth headliner, RH and LH coat hooks, cloth sunvisors with passenger side mirror, exterior body color painted back panel, door trim panels with reflector, manual Air Conditioning, Bright Front Headlight Bezel, Chrome Grille and Chrome Front Bumper. Flint Gray interior color.</i>	OPT
86A	<b>Grille - Dark Shadow Gray</b> <i>Deletes standard chrome grille.</i>	OPT
54A	<b>Mirrors, Dual Stainless Steel - Rectangular, 7 1/2" x 16 1/2"</b> <i>West Coast style, 102" wide spacing.</i>	STD
54C	<b>Mirrors, 2 Auxiliary Convex - Stainless Steel</b> <i>8" dia., mounted below primary mirrors.</i>	OPT
587	<b>Radio AM/FM Stereo - Visteon w/Clock</b> <i>Includes two speakers.</i>	STD

**12 - Front Wheels/Tires**

Prices and content availability as shown, are subject to change and should be treated as estimates only. Actual base vehicle, package and option pricing may vary from this estimate because of special local pricing, availability or pricing adjustments not reflected in the dealer's computer system. See salesperson for the most current information. Reference CT05202641 12/26/2007

**Selected Options Continued**

**Prepared For:** Greg Lien  
**Prepared By:** Lizette Specht  
**Dealership:** Grande Truck Center

Attachment number 2  
Page 7 of 10

Code	Description	Class
643	<b>Wheels, Front 22.5x8.25 Painted Steel Disc, 10-Hole</b> (285.75MM BC) hub piloted, flanged nut, metric mount, 8.25 DC rims; with steel hubs, white.	OPT
TKJ	<b>Tires, Front Two 295/80R22.5H Michelin XZE2+ (500 rev/mile)</b>	OPT
<b>13 - Rear Wheels/Tires</b>		
663	<b>Wheels, Rear 22.5x8.25 Painted Steel Disc, 10-Hole</b> (285.75MM BC) hub piloted, flanged nut, metric mount, 8.25 DC rims; with steel hubs, white.	OPT
RKJ	<b>Tires, Rear Four 295/80R22.5H Michelin XZE2+ (500 rev/mile)</b>	OPT
<b>14 - Miscellaneous</b>		
H4S	<b>Engine Hour Meter</b> Underdash mounted.	OPT
H56	<b>100" AF in Place of Standard 75" AF with 194" Wheelbase</b>	OPT
<b>Interior Colors For : Primary</b>		
E	<b>Gray</b>	OPT
<b>Primary Colors For : Primary</b>		
YZ	<b>Oxford White</b>	OPT
<b>Vehicle Subtotal</b>		
<b>Destination</b>		
<b>Vehicle Subtotal (including Destination)</b>		

Prices and content availability as shown, are subject to change and should be treated as estimates only. Actual base vehicle, package and option pricing may vary from this estimate because of special local pricing, availability or pricing adjustments not reflected in the dealer's computer system. See salesperson for the most current information. Reference CT05202641 12/26/2007

**Prepared For:**

Greg Lien  
Terex Utilities  
11072 Washington Highway  
Glen Allen, Virginia, 23059  
Phone: 804-752-2811

**Prepared By:**

Lizette Specht  
Grande Truck Center  
PO BOX 201210  
San Antonio, Texas, 78220  
Phone: 210-661-4121  
Toll Free: 800-779-7672



## *Dimensions & Capacities*

## 2008 Ford F-750

Regular Cab XL (F75)

**Description****Value****Dimensions and Capacities**

Output .....	240 hp @ 2,400 rpm
Torque .....	620 lb.-ft. @ 1,600 rpm
1st gear ratio .....	4.590
2nd gear ratio .....	2.250
3rd gear ratio .....	1.540
4th gear ratio .....	1.000
5th gear ratio .....	0.750
6th gear ratio .....	0.650
Reverse gear ratio .....	5.000
Curb weight .....	10,364 lbs.
Payload .....	22,160 lbs.
Front curb weight .....	6,426 lbs.
Rear curb weight .....	3,948 lbs.
Front axle capacity .....	14,000 lbs.
Rear axle capacity .....	21,000 lbs.
Front spring rating .....	14,000 lbs.
Rear spring rating .....	23,500 lbs.
Front tire/wheel capacity .....	15,660 lbs.
Rear tire/wheel capacity .....	27,760 lbs.
Maximum GVWR .....	33,000 lbs.
Front legroom .....	40.7 "
Front headroom .....	41.3 "
Front hiproom .....	67.4 "
Front shoulder room .....	68.0 "
Length .....	308.0 "
Body width .....	96.7 "
Body height .....	94.3 "
Wheelbase .....	194.0 "
Cab to axle .....	120.0 "
Axle to end of frame .....	100.0 "
Radiator area .....	717.0 "
Frame rail depth .....	10.4 "

Prices and content availability as shown, are subject to change and should be treated as estimates only. Actual base vehicle, package and option pricing may vary from this estimate because of special local pricing, availability or pricing adjustments not reflected in the dealer's computer system. See salesperson for the most current information.  
Reference CT05202641 12/26/2007

Description	Value
<b>Dimensions and Capacities</b>	
Frame rail width .....	3.7 "
Frame rail thickness .....	0.44 "
Max RBM (in.-lbs.) .....	2,526,000.0
Frame rail section .....	9.5 "
Turning radius (to curb) .....	26.8 '
Turning radius (to bumper) .....	28.2 '
Front frame height loaded .....	34.9 "
Front frame height unloaded .....	37.6 "
Rear frame height loaded .....	36.2 "
Rear frame height unloaded .....	40.4 "

Prices and content availability as shown, are subject to change and should be treated as estimates only. Actual base vehicle, package and option pricing may vary from this estimate because of special local pricing, availability or pricing adjustments not reflected in the dealer's computer system. See salesperson for the most current information.  
Reference CT05202641 12/26/2007

**Prepared For:**

Greg Lien  
Terex Utilities  
11072 Washington Highway  
Glen Allen, Virginia, 23059  
Phone: 804-752-2811

**Prepared By:**

Lizette Specht  
Grande Truck Center  
PO BOX 201210  
San Antonio, Texas, 78220  
Phone: 210-661-4121  
Toll Free: 800-779-7672



**Warranty**

**2008 Ford F-750**

**Regular Cab XL (F75)**

**Description**

**Months/Distance**

Basic .....	24 month/unlimited mileage
Corrosion Perforation .....	36 month/unlimited mileage
Roadside Assistance .....	24 month/unlimited mileage
Diesel Engine .....	24 month/unlimited mileage
Transmission .....	24 month/unlimited mileage

Prices and content availability as shown, are subject to change and should be treated as estimates only. Actual base vehicle, package and option pricing may vary from this estimate because of special local pricing, availability or pricing adjustments not reflected in the dealer's computer system. See salesperson for the most current information. Reference CT05202641 12/26/2007


**Altec Industries, Inc.**
**Building Division**
**Customer: A9979**

Altec Industries, Inc.  
2106 S. Riverside Road  
St. Joseph, MO 64507

**Ship To: A9979**

Altec Industries, Inc.  
2106 S. Riverside Road  
St. Joseph, MO 64507

**Building Work Order Number: SO# 740676**
**Selling Work Order Number:**

<u>Item</u>	<u>Quantity</u>	<u>Description</u>	<u>Price</u>
		<u>UNIT</u>	
1.	1	#204 ALTEC Model AA55E articulating non-overcenter aerial device with an insulated lower boom, insulated upper boom and an insulated ISO-Grip™ (Patent Applied For) system at the boom tip, for installation over rear axle, built in accordance to ALTEC'S standard specifications and to include the following features:	
2.	1	#217 Single two man side mounted platform with <u>hydraulically</u> extended jib and winch. Platform is 24 x 48 x 42 inches high (610 x 1219 x 1067 mm) and rotates hydraulically 90° to the end of the boom. Hydraulic platform tilt is included.	
3.	1	#375 Automatic upper boom stow system	
4.	1	#319 ANSI Category C, 46 kV and below dielectric rating	
5.	1	Load Sense hydraulic system, closed center, pressure compensating which provides the required flow and pressure on demand, resulting in increased fuel savings, reduced heat in the hydraulic system and less noise pollution	
6.	1	#315 Engine start/stop with Secondary Stowage System, 12 VDC electric powered. Includes auxiliary pump and electric motor, powered by the chassis battery. Control is captive air operated from the platform and toggle switch operated from the lower controls. This option allows the operator to completely stow the booms and platform in a situation wherein the engine,	

**Sales Order #: 740676**  
**AA55E**

<u>Item</u>	<u>Quantity</u>	<u>Description</u>	<u>Price</u>
		PTO or pump fails.	
7.	1	#369 Reservoir, triangular 15.8 gallon (56.8 L) capacity, located in the cargo area	
8.	1	#460 Primary X-frame outriggers	
9.	1	#241 Auxiliary, flat-shoe, A-frame outrigger installed at front of body, behind cab with 149 inch (3785 mm) maximum spread.	
10.	1	Throttle Control Interface for electronic engines, automatically increases engine speed when needed for proper hydraulic system operation	
11.	1	Platform cover, foam filled, nylon reinforced, 24" x 48" (included with platform)	
12.	1	#259 Polyethylene platform liner for two man platform, 50 kV rating (minimum)	
13.	1	#391 Power Distribution Module is a compact self-contained electronic system that provides a standardized interface with the chassis electrical system. The Power Distribution Module (PDM) is composed of a main board, approximately 12.0 x 13.0 inches (305 x 330 mm), designed to be mounted behind the driver's seat, inside the cab. Additional modules plug in to accommodate various options such as engine start/stop, variable throttle control, power take off, interface with Allison World transmission, and engine speed control module for specific engines and chassis. In addition to the above potential options, the PDM also provides up to 16 accessory circuits to be used for controlling other customer specified electrical components. The PDM includes built in test capabilities and diagnostic input, output and status LED's to quickly assess the PDM's performance. All components are circuit board mounted to facilitate replacement and reduce repair time should it be required.	

The PDM provides benefits to the customer by providing a standardized, centrally located box that greatly reduces troubleshooting time when evaluating ancillary electrical system malfunctions, thereby reducing maintenance costs.

#### **UNIT AND HYDRAULIC ACCESSORIES**

14.	1	Hydraulic oil and lubricants, installed	
-----	---	---	--



**Sales Order #: 740676**  
**AA55E**

<u>Item</u>	<u>Quantity</u>	<u>Description</u>	<u>Price</u>
15.	2	Fall protection system, includes (1) extra large body harness and six foot decelerating type lanyard	
16.	1	Sub-base assembly installed	
17.	1	Boom storage support, installed	
18.	1	Platform support, rubber tube type, installed	
19.	1	Wheel chocks, pair, rubber, 10" x 9"x 5 ¾"	
20.	1	Winch load line swivel hook, 1-ton capacity	
21.	1	All outrigger controls to be located at rear corners of vehicle to provide visibility of outriggers by operator.	
22.	1	Primary outriggers are to be installed at rear behind rear axle. Auxiliary outriggers are to be installed between back of cab and front of body.	
23.	1	Hydraulic oil reservoir to be installed in curbside front corner of cargo area.	
24.	1	Hydraulic pump, installed	
25.	1	Cab controlled heavy-duty SAE power take-off for use with transmission type determined by chassis selection, installed with indicator light in cab.	

### **BODY**

- |     |   |  |  |
|-----|---|--|--|
| 26. | 1 | Body, Aerial ASLS-170-120(106) Service Line/Step body, suitable for installing on any dual rear wheel chassis with an approximate CA dimension of 120 inches, built in accordance with the following specifications, including a walk-in step:<br>(Body is built in accordance with quotation #5365) |  |
|-----|---|--|--|

**NOTE: Body to be built to accommodate Code #461 X-frame outriggers.**

- A. Body: Fabricated from A60 grade 100% zinc alloy coated steel with the following minimum gauge thickness:

16 gauge outside panels

Sales Order #: 740676

AA55E

<u>Item</u>	<u>Quantity</u>	<u>Description</u>	<u>Price</u>
		16 gauge top panels	
		14 gauge end panels	
		20 gauge inner door panels	
		20 gauge outer door panels	
		18 gauge shelving, spangled steel	
		14 gauge wheel panels	
		12 gauge steel floor, formed checker plate	
		Structural channel crossmembers	
		Wheel chock holders installed one (1) each side of body in fender panel	
		Drop-in wooden tailboard at rear of cargo area	
		Rigid door holders for vertical doors	
		Slam-action paddle latches	
B.		<u>Body Dimensions:</u>	
		170 inch overall body length	
		93 inch outside width	
		46 inch body height	
		18 inch compartment depth	
		57 inch floor width	
C.		<u>Compartmentation - Right Side:</u>	
		<u>First Vertical</u> – Three (3) adjustable shelves with removable dividers on 4 inch centers	
		<u>Second Vertical</u> – Six (6) adjustable locking material hooks (1-4-1).	
		<u>Third Vertical</u> – Gripstrut access steps to cargo area with two sloping grab handles, one each side. Provide 12 gauge scuff panels on each wall of acces step area. Provide drop-in wooden board at top of cargo access steps.	
		<u>Horizontal</u> – Two (2) fixed shelves with removable dividers on 8 inch centers	
		<u>Rear Vertical</u> – Five (5) adjustable locking material hooks and outrigger cut-out.	
D.		<u>Compartmentation - Left Side:</u>	
		<u>First Vertical</u> - Three (3) adjustable shelves with removable dividers on 4 inch centers	
		<u>Second Vertical</u> – Six (6) adjustable locking material hooks (1-4-1).	
		<u>Third Vertical</u> – Six (6) adjustable locking material hooks (1-4-1).	

Sales Order #: 740676

AA55E

<u>Item</u>	<u>Quantity</u>	<u>Description</u>	<u>Price</u>
-------------	-----------------	--------------------	--------------

Horizontal – One (1) plain fixed shelf extending through rear vertical compartment

Rear Vertical – Top portion incorporated into horizontal compartment, outrigger cut-out.

Through Shelf – Hot stick compartment extending from rear forward to first vertical with two (2) hotstick brackets and rear access door.

E. Standard Features:

Basic body fabricated from A60 grade 100% zinc alloy coated steel

All doors are full, double paneled, self-sealed with built-in drainage. Electro-zinc plated, steel hinge rods extend full length of door. Door hinges are zinc alloy material attached with rivets.

All doors contain zinc plated flush type, single point paddle type locks with recessed handles, including keyed locks and adjustable two-stage strikers. Door handles are riveted to the outer door panel. Back panel has opening for easy access.

Heavy-gauge welded steel base construction with safety tread floor.

Door header drip rail at top for maximum weather protection.

Neoprene fenders on wheel fender panels.

Automotive underseal applied to entire understructure.

Prime painted with two part epoxy.

Automotive type non-porous door seals mechanically fastened to the door facing.

- |     |   |   |  |
|-----|---|---|--|
| 27. | 1 | Tailshelf, 24 inches long with 3 inch lip on back and sides, including drain holes at corners, with 3/16 inch light panels  |  |
| 28. | 1 | Heavy duty, full size cab guard, constructed of steel tubing and covered with expanded metal, including structure for front mounted boom storage support  |  |
| 29. | 1 | Access step installed on right side of cargo area for access to top of compartment  |  |
| 30. | 1 | Security lock system installed to allow left side compartments to be padlocked at the rear of the body. Right side rear compartments may be padlocked at the rear. Right side front compartments may be padlocked at the front. Padlocks are to be furnished by the customer. |  |

Sales Order #: 740676  
AA55E

<u>Item</u>	<u>Quantity</u>	<u>Description</u>	<u>Price</u>
-------------	-----------------	--------------------	--------------

**BODY ACCESSORIES**

- |     |   |   |  |
|-----|---|---|--|
| 31. | 1 | <b>BODY IS TO HAVE NO ACCESS AT REAR</b>  |  |
| 32. | 1 | Side access step, installed so that step extends 2" beyond body   |  |
| 33. | 1 | Access step to platform, bolted to side of turntable above cover over lower controls. Access step to include a grab handle  |  |
| 34. | 1 | Splash aprons, one set with Altec logo, installed behind rear wheels  |  |
| 35. | 2 | Rubber dock bumpers installed on right and left side of frame at rear.  |  |
|     |   | NOTE: Extend chassis frame to rear to allow dock bumpers to protect pintle hook and glad hand connectors  |  |
| 36. | 1 | Triangular reflector kit, shipped loose   |  |
| 37. | 1 | Five pound fire extinguisher with mounting bracket, shipped loose   |  |
| 38. | 1 | Three-point grounding system tying unit, body, and chassis to a common ground with copper "U" bolts installed at curbside front and curbside rear of vehicle.     |  |
| 39. | 1 | Heavy duty T125 type pintle hook with chassis frame reinforcement and two (2) safety chain rings installed at 28inches (+/- 1 inch) from ground to center of eye. |  |
| 40. | 1 | Install glad hand connectors at rear of vehicle. Tractor package to be supplied with chassis.   |  |
| 41. | 4 | Outrigger pads, wooden, 24 inch x 24 inch x 3 inch.   |  |
| 42. | 4 | Outrigger pad holders, for 24 inch x 24 inch x 3 inch wooden pads   |  |

**ELECTRICAL**

- |     |   |   |  |
|-----|---|---|--|
| 43. | 1 | Lights and reflectors in accordance with FMVSS #108 lighting package, installed |  |
| 44. | 1 | Relocate chassis supplied trailer receptacle at rear near pintle                |  |

Sales Order #: 740676  
AA55E

<u>Item</u>	<u>Quantity</u>	<u>Description</u>	<u>Price</u>
-------------	-----------------	--------------------	--------------

hook

- |     |   |  |  |
|-----|---|--|--|
| 45. | 1 | Install 6-way trailer plug at rear near pintle hook.   |  |
| 46. | 2 | Amber strobe lights installed one (1) each side of front corners of cab guard with master switch and indicator light installed in cab. Strobe lights are to be visible from the front and rear of the vehicle. |  |
| 47. | 1 | Dual tone back-up alarm with outrigger motion alarm installed  |  |

**INSTALLATION**

- |     |   |   |  |
|-----|---|---|--|
| 48. | 1 | Mounting Altec Aerial Device and aerial device accessories  |  |
| 49. | 1 | Altec Aerial Device painted white with the Altec Powder Coat Paint Process which provides a finish-painted surface that is highly resistant to chipping, scratching, abrasion and corrosion. Paint is electro-statically applied to the <i>inside</i> as well as outside of fabricated parts then high temperature cured prior to assembly ensuring maximum coverage and protection |  |
| 50. | 1 | Shield exhaust from hydraulic hoses   |  |
| 51. | 1 | Mounting body and accessories   |  |
| 52. | 1 | Miscellaneous hardware and material required for installation of aerial and aerial accessories  |  |
| 53. | 1 | Painting body and accessories white with urethane enamel  |  |
| 54. | 1 | Safety and Instructional Signs, installed   |  |
| 55. | 1 | Vehicle height placard is to be placed in view of driver  |  |
| 56. | 1 | All walk surfaces, cargo area, access steps, compartment tops, etc...are to be painted with black non-skid paint  |  |

**MISCELLANEOUS**

- |     |   |  |  |
|-----|---|--|--|
| 57. | 1 | This aerial device is designed and manufactured in a facility that is certified to meet ISO 9001 |  |
| 58. | 1 | One (1) year parts warranty  |  |
| 59. | 1 | One (1) year labor warranty  |  |

Sales Order #: 740676  
AA55E

<u>Item</u>	<u>Quantity</u>	<u>Description</u>	<u>Price</u>
60.	1	Ninety (90) days warranty for travel charges.	
61.	1	For so long as the initial purchaser owns the product, major components warranty at an Altec service facility (See Altec Limited Warranty)	
62.	1	Bidder is to supply a self-directed, computer based training (CBT) program. This program will provide basic instruction in the safe operation of this aerial device. This program will also include and explain ANSI and OSHA requirements related to the proper use and operation of this unit.	

**CHASSIS****Reference Proposal #15389-01**

63. 1 2008 International 4300 4x2 automatic cab &amp; chassis

**\*\*Reference chassis spec for complete chassis information\*\***

Important Note: The Altec ISO-Grip™ System, like the insulated upper boom and insulated lower boom insert, is not a primary protection system. These systems offer an additional layer of secondary dielectric protection for the operator, but they are not intended to replace safe work practices or primary methods of protection such as cover-up and the use of personal protection equipment, including rubber gloves and sleeves.

**NOTES:**

1. F.O.B. – St. Joseph, MO
2. Price does not reflect any local, state or Federal Excise Taxes (F.E.T). All appropriate taxes will be added to the final price in accordance with regulations in effect at time of invoicing.

Sales Order #: 740676  
AA55E

<u>Item</u>	<u>Quantity</u>	<u>Description</u>	<u>Price</u>
-------------	-----------------	--------------------	--------------

Changes made to this order may affect whether or not this vehicle is subject to F.E.T. A review will be made at the time of invoicing and any applicable F.E.T. will be added to the invoice amount.

3. Terms: If chassis is ordered through ALTEC Industries, Inc. the chassis payment is due upon receipt of the chassis at ALTEC Industries, Inc. Balance is due net ten (10) days after receipt of completed unit.
4. Interest charge of ½% per month to be added for late payment.
5. Trade-in offer is conditional upon equipment being maintained to DOT (Department of Transportation) operating and safety standards. This will include, but not limited to tires, lights, brakes, glass, etc. All equipment, i.e., jibs, winches, pintle hoods, trailer connectors, etc., and are to remain with unit unless otherwise agreed upon in writing by both parties. ALTEC Industries reserves the right to re-negotiate its trade-in offer if these conditions are not met.

All reasonable and necessary expenses required of ALTEC Industries to execute transportation of the trade-in will be invoiced to the customer for payment if these conditions are not met to maintain DOT standards.

Customer may exercise the option to rescind this agreement in writing within sixty (60) days after receipt of purchase order. After that time ALTEC Industries will expect receipt of trade-in vehicle upon delivery of new equipment as part of the terms of the purchase order unless other arrangements have been made.

6. This quotation is valid for forty-five (45) days. After 45 days, please contact Altec Industries, Inc. for a possible extension.

**Sales Order #: 740676**  
**AA55E**

<u>Item</u>	<u>Quantity</u>	<u>Description</u>	<u>Price</u>
7.		On customer supplied chassis, the chassis will be inspected upon receipt by Altec. Any chassis mounted components including, but not limited to fuel tanks, air tanks, battery boxes, and exhaust systems that have to be relocated in order to properly install equipment will be brought to the customer's attention at the time of discovery and invoiced at the time of completion of the unit.	
8.		After the initial warranty period, Altec Industries, Inc. offers mobile service units, in-shop service and same day parts shipments on most parts from service locations nationwide at an additional competitive labor and parts rate.	



**INTERNATIONAL®**

**February 09, 2006**

**Prepared For:**

Altec Industries \*

31 Inverness Center Pkwy. Ste. 360  
Birmingham, AL 35242-4875  
(205)323 - 8751  
Reference ID: 400 Ref 2006

**Presented By:**

Southland International Trucks, Inc.  
Ross M OMalley  
200 Ormoor Blvd.  
Homewood AL 35209  
(205)942-6226

**Model Profile**  
**2007 4300 SBA 4X2 (MA025)**

**APPLICATION:**

Utility/Service (Other)

**MISSION:**

Requested GVWR: 33000. Calc. GVWR: 33000

Calc. Start / Grade Ability: 26.10% / 2.37% @ 55 MPH

Calc. Geared Speed: 67.6 MPH

**FUEL ECONOMY:**

7.44 MPG @ 55 MPH

**DIMENSION:**

Wheelbase: 187.0, CA: 119.9, Axle to Frame: 114.0

**ENGINE, DIESEL:**

{International DT466} 50 State, 245 HP, 620 lb-ft Torque @ 1400 RPM, 2600 RPM Governed Speed, # 2 Bell Housing

**TRANSMISSION, AUTOMATIC:**

{ALLISON 3000\_RDS\_P} 4th Generation Controls; Close Ratio, 5-Speed, With Overdrive; On/Off Hwy; Includes Oil Level Sensor, With PTO Provision, Less Retarder, With 80,000-lb GVW & GCW Max.

**CLUTCH:**

Omit Item (Clutch & Control)

**AXLE, FRONT NON-DRIVING:**

{Dana Spicer I-130S} I-Beam Type, 13,000-lb Capacity

**AXLE, REAR, SINGLE:**

{Dana Spicer 21060S} Single Reduction, 20,000-lb Capacity, 190 Wheel Ends Gear Ratio: 6.17

**CAB:**

Conventional, Steel

**TIRE, FRONT:**

(2) 11R22.5 G149 RSA (GOODYEAR) 501 rev/mile, load range H, 16 ply

**TIRE, REAR:**

(4) 11R22.5 G164 RTD M+S (GOODYEAR) 499 rev/mile, load range G, 14 ply

**SUSPENSION, RR, SPRING, SINGLE:**

Vari-Rate; 23,500-lb Capacity, With 4500 lb Auxiliary Rubber Spring

**PAINT:**

Cab Schematic 100GA

Location 1: 9219, Winter White

Chassis Schematic N/A

**INTERNATIONAL®****Vehicle Specifications**  
**2007 4300 SBA 4X2 (MA025)****February 09, 2006**

<b><u>Code</u></b>	<b><u>Description</u></b>
MA02500	Base Chassis, Model 4300 SBA 4X2 with 187.0 Wheelbase, 119.9 CA, and 114.0 Axle to Frame.
1570	TOW HOOK, FRONT (2) Inside Rail, Frame Mounted.
1CAE	FRAME RAILS Heat Treated Alloy Steel (120,000 PSI Yield); 10.125" x 3.580" x 0.312" (257.2mm x 90.9mm x 8.0mm); 456.0" (11582mm) Maximum OAL
1LLD	BUMPER, FRONT Full Width, Aerodynamic, Steel; 0.142" Material Thickness
	<u>Includes</u> : PLEASE NOTE: Powder Coated Gray (Argent) Color
1SAL	CROSSMEMBER, REAR, AF (01)
1WEH	WHEELBASE RANGE 134" (340cm) Through and Including 197" (500cm)
2AGV	AXLE, FRONT NON-DRIVING {Dana Spicer I-130S} I-Beam Type, 13,000-lb Capacity
3770	SPRINGS, FRONT AUXILIARY Rubber
3AGS	SUSPENSION, FRONT, SPRING Parabolic, Taper Leaf; 13,000-lb Capacity; With Shock Absorbers
4091	BRAKE SYSTEM, AIR Dual System for Straight Truck Applications
	<u>Includes</u> : AIR COMPRESSOR AIR SUPPLY LINE International Engines Naturally-Aspirated : BRAKE CHAMBERS, SPRING (2) Rear Parking : BRAKE LINES Color Coded Nylon : DRAIN VALVE Twist-Type : GAUGE, AIR PRESSURE Air 1 and Air 2 Gauges; Located in Instrument Cluster : PARKING BRAKE VALVE Color-Coded Yellow Knob, Located on Instrument Panel : SLACK ADJUSTERS, FRONT Automatic : SLACK ADJUSTERS, REAR Automatic : SPRING BRAKE MODULATOR VALVE
4619	TRAILER CONNECTIONS Four-Wheel, With Hand Control Valve and Tractor Protection Valve, for Straight Truck
4AZA	AIR BRAKE ABS {Bendix AntiLock Brake System} Full Vehicle Wheel Control System (4-Channel)
4EBS	AIR DRYER {Bendix AD-9} With Heater
4JBG	BRAKES, FRONT, AIR CAM S-Cam; 15.0" x 4.0"; Includes 20 Sq. In. MGM Long Stroke Brake Chambers
4NCE	BRAKES, REAR, AIR CAM 16.5" x 7.0"; Includes MGM TR3030 Long Stroke Brake Chamber and Heavy Duty Spring Actuated Parking Brake
4SBC	AIR COMPRESSOR {Bendix Tu-Flo 550} 13.2 CFM Capacity
5708	STEERING COLUMN Tilting
5CAL	STEERING WHEEL 2-Spoke, 18" Diam., Black
5PSA	STEERING GEAR {Sheppard M-100} Power
7BBG	EXHAUST SYSTEM Single, Horizontal, Stainless Steel Muffler with Internal Catalytic Converter, Short Tail Pipe; Frame Mounted Left Side; for 2004 Emissions Standard with International I6 Engines
8000	ELECTRICAL SYSTEM 12-Volt, Standard Equipment
	<u>Includes</u> : DATA LINK CONNECTOR For Vehicle Programming and Diagnostics In Cab : FUSES, ELECTRICAL SAE Blade-Type : HORN, ELECTRIC Single : PARKING LIGHT Integral with Front Turn Signal and Rear Tail Light : STARTER SWITCH Electric Key Operated

**INTERNATIONAL®****Vehicle Specifications**  
**2007 4300 SBA 4X2 (MA025)****February 09, 2006**

<b><u>Code</u></b>	<b><u>Description</u></b>
	: STOP, TURN, TAIL & B/U LIGHTS Dual, Rear, Combination with Reflector
	: TURN SIGNAL SWITCH Self-Cancelling, Headlight Dimmer (with Flash-To-Pass Feature)
	: TURN SIGNALS, FRONT Includes Reflectors and Auxiliary Side Turn Signals, Solid State Flashers; Flush Mounted
	: WINDSHIELD WIPER SWITCH 2-Speed with Wash and Intermittent Feature, Integral with Turn Signal Switch
	: WINDSHIELD WIPERS Single Motor, Electric, Cowl Mounted
	: WIRING, CHASSIS Color Coded and Continuously Numbered
8518	CIGAR LIGHTER
8540	HORN, ELECTRIC (2)
8GEJ	ALTERNATOR {Leece-Neville 8LHP2172VAH} Brush Type; 12 Volt 110 Amp. Capacity, Pad Mounted
8HAB	BODY BUILDER WIRING Back of Standard Cab at Left Frame or Under Extended or Crew Cab at Left Frame; Includes Sealed Connectors for Tail/Amber Turn/Marker/ Backup/Accessory Power/Ground and Sealed Connector for Stop/Turn
8MEZ	BATTERY SYSTEM {International} Maintenance-Free, (2) 12-Volt 1850CCA Total
8RGS	RADIO {International} AM/FM Stereo With Weatherband, Clock, Includes Multiple Dual Cone Speakers
	<u>Includes</u>
	: SPEAKERS IN CAB (2) Dual-Cone with Deluxe Interior
	: SPEAKERS IN CAB (4) Coaxial with Premium Interior
8TMG	TRAILER CONNECTION SOCKET 7-Way; Mounted at rear of Frame, Wired for Turn Signals Combined With Stop, Compatible With Trailers That Use Combined Stop, Tail, Turn Lamps
8WCL	HORN, AIR {Grover} Black, Single Trumpet, Air Solenoid Operated, Mounted Behind Bumper on Right Rail
8WPB	HEADLIGHTS Halogen; Composite Aero Design for Two Light System; Includes Daytime Running Lights
8WWN	STARTING MOTOR {Leece-Neville M100R} 12-Volt; less Thermal Over-Crank Protection
9HAD	GRILLE Chrome
9WAY	FRONT END Tilting, Fiberglass, With Three Piece Construction
10060	PAINT SCHEMATIC, PT-1 Single Color, Design 100
	<u>Includes</u>
	: PAINT SCHEMATIC ID LETTERS "GA"
10761	PAINT TYPE Base Coat/Clear Coat, 1-2 Tone
11001	CLUTCH Omit Item (Clutch & Control)
12959	BLOCK HEATER, ENGINE {Phillips} 120 Volt/1250 Watt
	<u>Includes</u>
	: BLOCK HEATER SOCKET Receptacle Type; Mounted below Drivers Door
12NPP	ENGINE, DIESEL {International DT466} 50 State, 245 HP, 620 lb-ft Torque @ 1400 RPM, 2600 RPM Governed Speed, # 2 Bell Housing
	<u>Includes</u>
	: COLD STARTING EQUIPMENT Intake Manifold Electric Grid Heater with Engine ECM Control
	: CRUISE CONTROL Electronic; Controls Integral to Steering Wheel
	: DAMPER, CRANKSHAFT Viscous
	: ENGINE OIL DRAIN PLUG Magnetic
	: ENGINE SHUTDOWN Electric, Key Operated
	: FAN Optimized Position
	: FUEL/WATER SEPARATOR and FUEL FILTER in a Single Assembly, Mounted on Engine
	: GAUGE, AIR CLEANER RESTRICTION Air Cleaner Mounted

**INTERNATIONAL®****Vehicle Specifications**  
**2007 4300 SBA 4X2 (MA025)****February 09, 2006**

<b><u>Code</u></b>	<b><u>Description</u></b>
	: GOVERNOR Road Speed, Electronic : OIL FILTER, ENGINE Spin-On Type : WET TYPE CYLINDER SLEEVES
12TSY	FAN DRIVE {Borg-Warner SA85} Viscous Screw On Type  <u>Includes</u> : FAN Nylon
12UWV	RADIATOR Aluminum; 2-Row, Cross Flow, Over Under System, 516 SqIn Louvered, With 270 SqIn Charge Air Cooler, 4.25" Core, With In-Tank Transmission Cooler  <u>Includes</u> : ANTI-FREEZE Shell Rotella Extended Life Coolant -40F (-40C) : DEAERATION SYSTEM with Surge Tank : RADIATOR HOSES Premium, Rubber
12UXV	FEDERAL EMISSIONS for 2004; for International VT365, DT466 and DT570 Engines
12VBC	AIR CLEANER Single Element
12VXU	THROTTLE, HAND CONTROL Engine Speed Control for PTO; Electronic, Stationary Pre-Set, Two Speed Settings; Mounted on Steering Wheel
12VYC	ENGINE CONTROL, REMOTE MOUNTED Provision for; Includes Wiring for Body Builder Installation of PTO Controls; With Ignition Switch Control for CEC II Electronic Engines
12WTA	FAN DRIVE SPECIAL EFFECTS Fan Cooling Ring with Fan Shroud Effects, Engine Mounted
12WYS	EXPANDED ENGINE TEMP EFFECTS to Allow Higher Engine Operating Temperature Range; Includes Nylon Surge Tank and 15 psi Pressure Cap
13703	OIL COOLER, AUTO TRANSMISSION Air to Oil Type; for Auto or Auto Shift Transmissions
13AJE	TRANSMISSION, AUTOMATIC {ALLISON 3000_RDS_P} 4th Generation Controls; Close Ratio, 5-Speed, With Overdrive; On/Off Hwy; Includes Oil Level Sensor, With PTO Provision, Less Retarder, With 80,000-lb GVW & GCW Max.  <u>Includes</u> : TRANSMISSION OIL PAN Magnet in Oil Pan
13WBL	TRANSMISSION SHIFT CONTROL {ALLISON} Push-Button Type; for Allison 3000 & 4000 Series Transmission
13WUC	ALLISON SPARE INPUT/OUTPUT for Rugged Duty Series (RDS); General Purpose Trucks, Construction
14AGY	AXLE, REAR, SINGLE {Dana Spicer 21060S} Single Reduction, 20,000-lb Capacity, 190 Wheel Ends  <u>Includes</u> : REAR AXLE DRAIN PLUG (1) Magnetic
14VAH	SUSPENSION, RR, SPRING, SINGLE Vari-Rate; 23,500-lb Capacity, With 4500 lb Auxiliary Rubber Spring
15LJM	FUEL/WATER SEPARATOR {Fleetguard} With Thermostatic Fuel Temperature Controlled Electric Heater, and Filter Restriction/Change Indicator, Includes Standard Equipment Water-in-Fuel Sensor
15SCD	FUEL TANK Top Draw; D Style, Steel, 50 U.S. Gal., 189 L Capacity, 16" Deep, With Quick Connect Outlet, Mounted Right Side, Under Cab  <u>Includes</u> : FUEL LINES Nylon Tubing With O-Ring Snap-On Quick-Connect Fittings at Both Ends
16030	CAB Conventional, Steel  <u>Includes</u> : ARM REST (2) Molded Plastic, Smoke Gray; One Each Door

**INTERNATIONAL®****Vehicle Specifications**  
**2007 4300 SBA 4X2 (MA025)****February 09, 2006**

<b><u>Code</u></b>	<b><u>Description</u></b>
	: CLEARANCE/MARKER LIGHTS (5) Flush Mounted : COAT HOOK Located on Rear Wall, Centered Above Rear Window : FLOOR COVERING Rubber, Black : GLASS, ALL WINDOWS Tinted : GRAB HANDLE, CAB INTERIOR (1) "A" Pillar Mounted, Passenger Side : GRAB HANDLE, CAB INTERIOR (2) "B" Pillar Mounted, One Each Side : STEP (2) Two Steps Per Door
16HBA	GAUGE CLUSTER English With English Electronic Speedometer  <u>Includes</u> : GAUGE CLUSTER (5) Engine Oil Pressure (Electronic), Water Temperature (Electronic), Fuel (Electronic), Tachometer (Electronic), Voltmeter : ODOMETER DISPLAY, Miles, Trip Miles, Engine Hours, Trip Hours, Fault Code Readout : WARNING SYSTEM Low Fuel, Low Oil Pressure, High Engine Coolant Temp, and Low Battery Voltage (Visual and Audible)
16JDY	SEAT, DRIVER {Gra-Mag} Non-Suspension, High Back With Integral Headrest, Vinyl, With Fixed Back  <u>Includes</u> : SEAT BELT 3-Point, Lap and Shoulder Belt Type
16PHJ	SEAT, TWO-MAN PASSENGER {Gra-Mag} With Two Integral Headrest, Vinyl, With Fixed Back, Less Under Seat Storage Compartment  <u>Includes</u> : SEAT BELT (2) One 3-Point Shoulder Belt and One 2-Point Lap Belt (Center Position)
16SDJ	MIRRORS (2) {Lang Mekra} Rectangular, 7.44" x 14.84", Brackets Breakaway Type, With 102" Wide Spacing, With 7.44" sq. Convex Both Sides
16WJS	INSTRUMENT PANEL Center Section, Flat Panel
16WKB	AIR CONDITIONER {International Blend-Air} With Integral Heater & Defroster  <u>Includes</u> : HEATER HOSES Premium : REFRIGERANT Hydrofluorocarbon HFC-134A
16WRX	CAB INTERIOR TRIM Deluxe  <u>Includes</u> : "A" PILLAR COVER Molded Plastic, Smoke Gray : CAB INTERIOR TRIM PANELS Molded Plastic, Full Height; All Exposed Interior Sheet Metal is Covered Except for the Following: with a Two-Man Passenger Seat the Back Panel is Only Partially Covered and with a Full Bench Seat the Back Panel is : CONSOLE, OVERHEAD Molded Plastic with Dual Storage Pockets and Retainer Nets and CB Radio Pocket; Smoke Gray with Black Netting Over Storage Pockets : DOME LIGHT, CAB Rectangular, Door Activated, Timed Theater Dimming, Center Mounted, Integral to Console : DOOR TRIM PANELS (2) Molded Plastic; Driver and Passenger Doors : HEADLINER Printed Cloth : INSTRUMENT PANEL TRIM Molded Plastic, Drawbridge Gray with Black Center Section, Hidden Cup Holder and Ash Tray (Pull-Out) : STORAGE POCKET, DOOR (1) Molded Plastic, Smoke Gray, Full-Length; Driver Door : SUN VISOR (2) Padded Vinyl with Driver Side Toll Ticket Strap, Integral to Console
27DMA	WHEELS, FRONT DISC; 22.5" Painted Steel, 2 Hand Hole, 10 Stud (285.75MM BC) Hub Piloted, Flanged Nut, Metric Mount, 8.25 DC Rims; With Steel Hubs.  <u>Includes</u> : PAINT IDENTITY, FRONT WHEELS White : WHEEL SEALS, FRONT Grease Lubricated, Includes Wheel Bearings

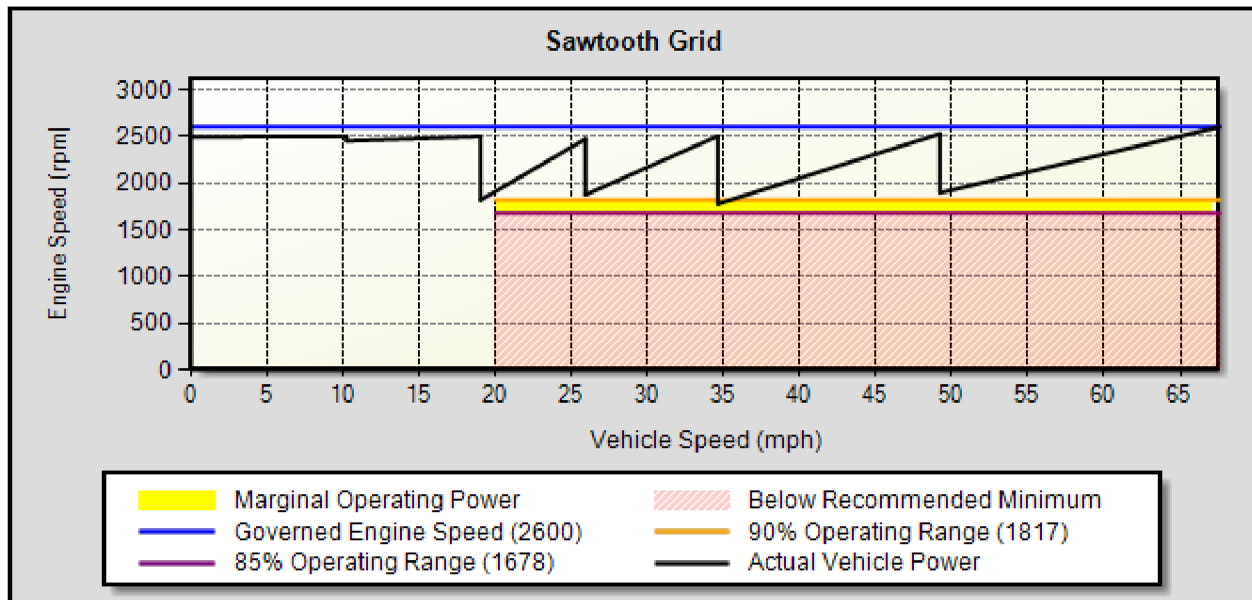
**INTERNATIONAL®**

**Vehicle Specifications**  
**2007 4300 SBA 4X2 (MA025)**

**February 09, 2006**

<b><u>Code</u></b>	<b><u>Description</u></b>
28DMA	WHEELS, REAR DUAL DISC; 22.5" Painted Steel, 2 Hand Hole, 10-Stud (285.75MM BC) Hub Piloted, Flanged Nut, Metric Mount, 8.25 DC Rims; With Steel Hubs
	<u>Includes</u>
	: PAINT IDENTITY, REAR WHEELS White
	: WHEEL SEALS, REAR Oil Lubricated, Includes Wheel Bearings
7372130116	(4) TIRE,REAR 11R22.5 G164 RTD M+S (GOODYEAR) 499 rev/mile, load range G, 14 ply
7382130155	(2) TIRE,FRONT 11R22.5 G149 RSA (GOODYEAR) 501 rev/mile, load range H, 16 ply
	*
	steel surcharge

## ENGINE/TRANSMISSION MATCHING



## Sawtooth Details

Gear	Trans Ratio	Upshift Power Avail		Govern Power Avail		Peak Power Comparison			Warn Msg
		Veh Spd (MPH)	Eng Spd (RPM)	Veh Spd (MPH)	Eng Spd (RPM)	Gear Step (%)	85% Range (%)	90% Range (%)	
1C	3.49	0.0	2493.8	10.2	2498.4	N/A	55	43	
2C	1.86	10.2	2450.0	19.0	2497.5	N/A	55	43	
2L	1.86	19.0	1815.4	25.9	2470.1	N/A	55	43	
3L	1.41	25.9	1872.5	34.6	2501.3	N/A	55	43	
4L	1.00	34.6	1774.0	49.2	2525.0	N/A	55	43	
5L	0.75	49.2	1893.8	67.6	2600.0	N/A	55	43	

@ - WHEELSLIP CAN OCCUR AT THE GRADE SHOWN. THE VEHICLE IS CAPABLE OF INCREASED GRADEABILITY IF MORE WEIGHT IS PLACED ON THE DRIVE AXLES.

**INTERNATIONAL®****Performance TCAPE Summary  
2007 4300 SBA 4X2 (MA025)****February 09, 2006****STEADY STATE PERFORMANCE**

<b>Performance Results</b>	<b>Gear</b>	<b>Veh Spd (mph)</b>	<b>Eng Spd (rpm)</b>	<b>Fuel Econ (mpg)</b>	<b>Grade (%)</b>	<b>Notes</b>
LEVEL ROAD MAXIMUM SPEED	5L	69.6	2677	5.94	0.00	
HI GEAR SPEED @ RATED RPM	5L	67.6	2600	6.07	0.67	
55.0 MPH STEADY-STATE	5L	55.0	2117	7.44	2.37	- Calculated Grade Ability/Fuel Economy

VEHICLE ORDER CODING ERRORS MAY RESULT IF THE "LEVEL ROAD MAX SPEED" VALUE EXCEEDS THE "HI GEAR SPEED @ RATED RPM" AND IS USED AS THE ENGINE PROGRAMMABLE VEHICLE SPEED LIMIT.

IDLE FUEL RATE : 0.65 GALS/HR @ 700 RPM

TORQUE CONVERTER: TC-411 STALL RATIO: 2.71

IF THE RESULTS CONTAIN "-----", VEHICLE CANNOT ATTAIN THAT SPEED.

IF THE RESULTS CONTAIN "\*\*\*\*\*", THE ENGINE USED DOES NOT HAVE A FUEL MAP. FUEL ECONOMY CANNOT BE PREDICTED.

**FUEL ECONOMY**

**Fuel Economy Route: Normal Route - City, Suburban, and Highway**

<b>Key Fuel Economy Information</b>	<b>City</b>	<b>Suburban</b>	<b>Highway</b>	<b>Notes</b>
MILES PER GALLON	6.36	7.99	7.24	
AVERAGE MPH	18.98	39.84	54.61	
MISSION MINUTES	29.8	52.0	173.3	

IF THE RESULTS CONTAIN "\*\*\*\*\*", THE ENGINE USED DOES NOT HAVE A FUEL MAP. FUEL ECONOMY CANNOT BE PREDICTED.



## GRADEABILITY PERFORMANCE

## Enroute - Full Throttle Upshift Performance

Gear	Trans Ratio	Veh Spd (mph)	Eng Spd (rpm)	Whl Pwr (hp)	Grade (%)	Warn Notes Msg
1C	3.49	0.0	2493.8	0.0	42.40	@ STALL
		5.4	2450.0	157.0	34.10	70% EFF
		7.6	2459.7	173.0	26.10	80% EFF
		10.2	2498.4	178.5	19.60	
2C	1.86	10.2	2450.0	157.8	17.20	
		19.0	2497.5	179.6	10.00	
2L	1.86	19.0	1815.4	189.3	10.60	
		25.9	2470.1	213.6	8.50	
3L	1.41	25.9	1872.5	194.8	7.60	
		30.4	2200.0	217.6	7.10	
		34.6	2501.3	211.6	5.80	
4L	1.00	34.6	1774.0	184.2	4.90	
		42.9	2200.0	216.7	4.30	
		49.2	2525.0	208.3	3.10	
5L	0.75	49.2	1893.8	191.7	2.70	
		57.2	2200.0	211.0	2.10	
		65.5	2521.9	201.7	1.00	
		67.6	2600.0	194.9	0.70	RATED RPM
		68.2	2626.6	188.9	0.50	
		69.6	2677.0	166.8	0.00	LEVEL ROAD

## STARTING / TOP GEAR PERFORMANCE

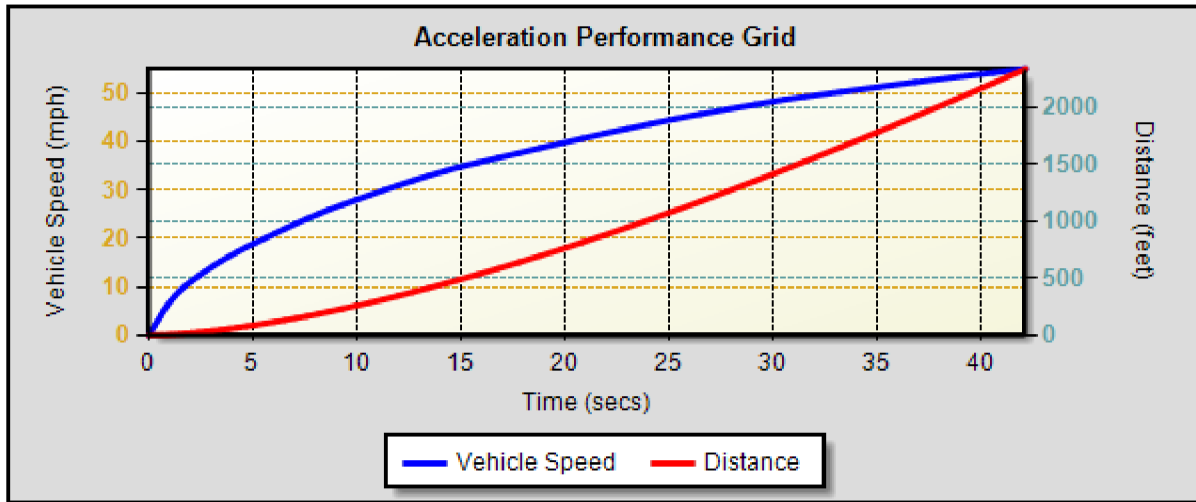
Gear	Trans Ratio	Veh Spd (mph)	Eng Spd (rpm)	Whl Pwr (hp)	Grade (%)	Warn Notes Msg
1C	3.49	0.0		0.0	42.40	@ STALL
		7.6		173.0	26.10	80% EFF - Calculated Start Ability

@ - WHEELSLIP CAN OCCUR AT THE GRADE SHOWN. THE VEHICLE IS CAPABLE OF INCREASED GRADEABILITY IF MORE WEIGHT IS PLACED ON THE DRIVE AXLES.

THE TRANSMISSION WAS SIMULATED IN PERFORMANCE OPERATING MODE.

## ACCELERATION PERFORMANCE RESULTS

## Acceleration Performance Grid



Acceleration Performance: TIME TO ACCELERATE ON A 0.00% GRADE TO 55.0 (MPH) IS 42.20 (SECS)

## Acceleration Performance Details

Gear	Time (secs)	Distance (feet)	Speed (mph)	Notes
1	0.15	0.1	1.0	
	0.30	0.4	2.0	
	0.44	1.0	3.0	
	0.58	1.7	4.0	
	0.72	2.6	5.0	
	0.88	3.9	6.0	
	1.05	5.6	7.0	
	1.25	7.7	8.0	
	1.47	10.5	9.0	
	1.72	13.9	10.0	
2	1.77	14.6	10.2	
	2.08	19.5	11.2	
	2.40	25.0	12.2	
	2.73	31.1	13.2	
	3.08	38.2	14.2	
	3.45	46.2	15.2	
	3.85	55.3	16.2	
	4.27	65.5	17.2	
3	4.71	77.0	18.2	
	5.11	88.0	19.0	
	5.60	101.8	20.0	
	6.08	116.5	21.0	
	6.57	132.0	22.0	
	7.08	148.7	23.0	
	7.61	166.9	24.0	
	8.17	187.0	25.0	
4	8.67	205.9	25.9	
	9.32	230.9	26.9	
	9.97	257.0	27.9	
	10.63	284.3	28.9	
	11.30	313.3	29.9	
	11.99	344.2	30.9	

**INTERNATIONAL®****Performance TCAPE Summary**  
**2007 4300 SBA 4X2 (MA025)****February 09, 2006**

<b>Gear</b>	<b>Time (secs)</b>	<b>Distance (feet)</b>	<b>Speed (mph)</b>	<b>Notes</b>
5	12.72	377.5	31.9	
	13.47	413.5	32.9	
	14.27	452.5	33.9	
	14.85	481.7	34.6	
	15.83	532.3	35.6	
	16.82	584.6	36.6	
	17.82	638.7	37.6	
	18.82	694.8	38.6	
	19.84	752.9	39.6	
	20.87	813.4	40.6	
	21.92	876.9	41.6	
	23.01	943.9	42.6	
	24.13	1014.8	43.6	
	25.30	1090.6	44.6	
	26.53	1171.7	45.6	
6	27.81	1258.6	46.6	
	29.17	1351.9	47.6	
	30.59	1452.6	48.6	
	31.56	1521.9	49.2	
	33.30	1649.0	50.2	
	35.08	1780.8	51.2	
	36.88	1917.8	52.2	
	38.73	2060.9	53.2	
	40.64	2211.2	54.2	
	42.20	2336.2	55.0	

**REQUIRED TCAPE INFORMATION****TCAPE Factors For Vehicle**

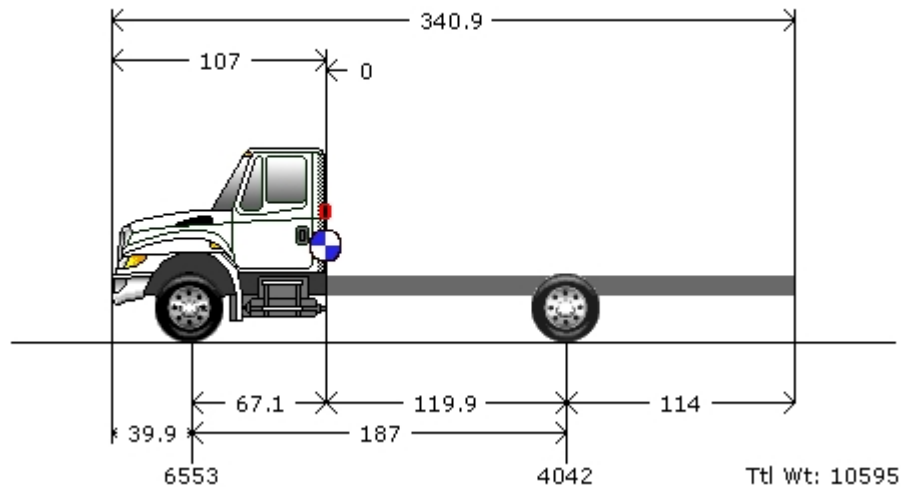
Selected Rear Axle Gear Ratio(s):	6.17
Vehicle Vocation:	GENERAL ON HIGHWAY
Road Surface Type:	TYPICAL
Enroute PTO:	NO
Transmission Mode:	Performance
Fuel Economy Route:	Normal Route - City, Suburban, and Highway
ID Wheel Slip Conditions:	Yes
Engine Fan Type:	VISCOUS
Parked PTO:	NO
Road Governor/Cruise Ctrl:	No
Acceleration Grade (%):	0.0
Alternator (A):	40
Frontal Area (FT2):	96
Air Compressor (HP):	2.20
Vehicle Height (IN):	144
Steering Gear (HP):	2.60
Air Conditioner (HP):	3.20
Weight on Drive Axle (LBF):	20000
Acceleration Vehicle Spd (MPH):	55.0
Speed Limit on Route (MPH):	61.0
Vehicle Width (IN):	96
Relative Drag Coefficient:	85
TIRE, FRONT	2 - RADIAL NORMAL
TIRE, REAR	4 - RADIAL NORMAL

**Components**

0002AGV	AXLE, FRONT NON-DRIVING {Dana Spicer I-130S} I-Beam Type, 13,000-lb Capacity
0004SBC	AIR COMPRESSOR {Bendix Tu-Flo 550} 13.2 CFM Capacity
0005PSA	STEERING GEAR {Sheppard M-100} Power
0008GEJ	ALTERNATOR {Leece-Neville 8LHP2172VAH} Brush Type; 12 Volt 110 Amp. Capacity, Pad Mounted
0012NPP	ENGINE, DIESEL {International DT466} 50 State, 245 HP, 620 lb-ft Torque @ 1400 RPM, 2600 RPM Governed Speed, # 2 Bell Housing
0012TSY	FAN DRIVE {Borg-Warner SA85} Viscous Screw On Type
0013AJE	TRANSMISSION, AUTOMATIC {ALLISON 3000_RDS_P} 4th Generation Controls; Close Ratio, 5-Speed, With Overdrive; On/Off Hwy; Includes Oil Level Sensor, With PTO Provision, Less Retarder, With 80,000-lb GVW & GCW Max.
0014AGY	AXLE, REAR, SINGLE {Dana Spicer 21060S} Single Reduction, 20,000-lb Capacity, 190 Wheel Ends
0016030	CAB Conventional, Steel
0016WKB	AIR CONDITIONER {International Blend-Air} With Integral Heater & Defroster
07372130116	TIRE, REAR 11R22.5 G164 RTD M+S (GOODYEAR) 499 rev/mile, load range G, 14 ply 11R22.5 G164 RTD M+S (GOODYEAR) 499 rev/mile, load range G, 14 ply
07382130155	TIRE, FRONT 11R22.5 G149 RSA (GOODYEAR) 501 rev/mile, load range H, 16 ply 11R22.5 G149 RSA (GOODYEAR) 501 rev/mile, load range H, 16 ply

**TCAPE HAS BEEN DESIGNED TO GIVE ECONOMY AND PERFORMANCE PREDICTIONS WHICH HAVE BEEN SHOWN TO BE TYPICAL FOR MOST OPERATIONS. HOWEVER, DUE TO OPERATING CONDITIONS, DRIVER INFLUENCES, AND OTHER FACTORS, YOUR RESULTS MAY VARY FROM THOSE PREDICTED. ALSO, BECAUSE OF FUEL MAPPING PROCEDURES USED BY VARIOUS ENGINE MANUFACTURERS, COMPARISONS OF FUEL ECONOMY RESULTS FOR DIFFERENT BRANDS OF ENGINES MAY VARY FROM THOSE SHOWN.**

**INTERNATIONAL TRUCK AND ENGINE CORPORATION SHALL NOT BE LIABLE FOR ANY LOSS OF PROFITS, LOSS OF USE, INTERRUPTION OF BUSINESS OR INDIRECT, SPECIAL, INCIDENTAL OR CONSEQUENTIAL DAMAGES OF ANY KIND THAT ARE INCURRED BY DEALER OR BY DEALER'S CUSTOMERS AS A RESULT OF RELIANCE ON TCAPE, WHETHER THE CLAIM IS IN CONTRACT, TORT (INCLUDING NEGLIGENCE), STRICT LIABILITY OR OTHERWISE.**

**INTERNATIONAL®****Weight Summary**  
**2007 4300 SBA 4X2 (MA025)****February 09, 2006**

Graphics are provided as visual aids only and are not intended to represent the actual scale, shape, or color of the truck or its components. All weights are represented in lbs.

Truck			Body/Trailer			Chassis/Empty Weights	
Bumper to Axle	(BA)	39.9	Body Length	(BL)	N/A	Tractor Front Axle:	6,553
Wheelbase	(WB)	187.0				Tractor Rear Axle:	4,042
Axle to Frame	(AF)	114.0					
Axle to Back Cab	(ABC)	67.1					
Cab to Axle	(CA)	119.9					
Usable Cab to Axle		119.9					
CA Reduction Adjustment		0					
Fuel (Gals)		0					

Before the Cab			Cab			Chassis			Body			After the Body		
#	Weight	CG	#	Weight	CG	#	Weight	CG	#	Weight	CG	#	Weight	CG
						1	0	0						

Loads		Weight Distribution	
Payload Weight:	0	Total Front Axle:	6,553
Driver:	0	Total Rear Axle:	4,042
Fuel(lbs):	0	Total Weight:	10,595

Weights and clearances in this proposal are estimates only. International is not liable for any consequences resulting from any differences between the estimated weights and clearances and the actual manufactured weights and clearances.

**INTERNATIONAL®****Weight Summary**  
**2007 4300 SBA 4X2 (MA025)****February 09, 2006****Weight Distribution**

All weights are represented in lbs.

	<b><u>Truck</u></b>		<b>Total</b>
	Front	Rear	
<b><u>Chassis Weight</u></b>			
Chassis Weight:	6,553	4,042	<b>10,595</b>
Fuel:	0	0	<b>0</b>
<b>(Curb Weight):</b>	<b>6,553</b>	<b>4,042</b>	<b>10,595</b>

**Loads**

Payloads:	0	0	<b>0</b>
Driver:	0	0	<b>0</b>
<b>Axle Totals (Gross Weight):</b>	<b>6,553</b>	<b>4,042</b>	<b>10,595</b>

**Weight Ratings**

	<b><u>Truck</u></b>	
	Front	Rear
Axle(axle capacity)	13,000	20,000
Tire(tire capacity)	13,220	26,440
Suspension(suspension capacity)	13,000	23,500
Spring:	0	

Fed Bridge Law (axle spread): 20,000 20,000

<b>Wheel Combination</b>	<b>Load</b>	<b>Limit</b>
1 - 2	10,595	45,000

Federal Total Vehicle Weight Limit: 80,000

Maximum Gross Vehicle Weight Rating (GVWR) 33,000 - Gross Vehicle Weight(GVW) 10,595 = 22,405 Reserves

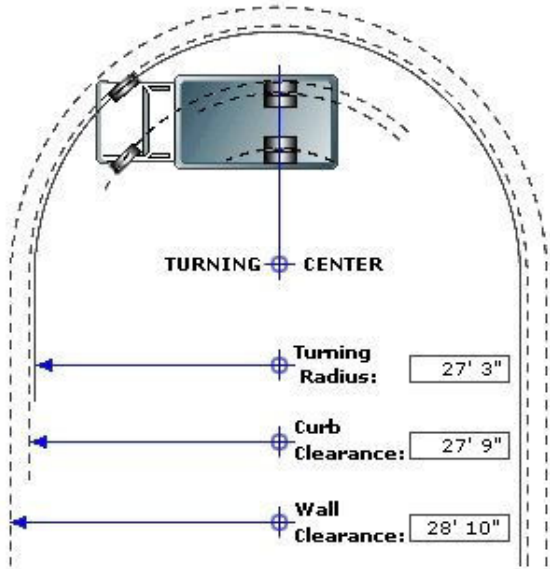
**Weight Summary**

\* Distributed weights are within capacity limits

**INTERNATIONAL®**

**Turning Radius Summary**  
**2007 4300 SBA 4X2 (MA025)**

**February 09, 2006**



Series: 4000  
Model: MA025  
Description: 4300 SBA 4X2  
Model Year: 2007

**Calculation Factors**

Wheelbase: 187  
Front Axle: 0002AGV  
Description: AXLE, FRONT NON-DRIVING, {Dana Spicer I-130S} I-Beam Type, 13,000-lb Capacity  
Front Wheel: 0027DMA  
Description: WHEELS, FRONT, DISC; 22.5" Painted Steel, 2 Hand Hole, 10 Stud (285.75MM BC) Hub Piloted, Flanged Nut, Metric Mount, 8.25 DC Rims; With Steel Hubs.  
Front Tire: 07382130155  
Description: TIRES, 11R22.5 G149 RSA (GOODYEAR) 501 rev/mile, load range H, 16 ply  
Steering Gear: 0005PSA  
Description: STEERING GEAR, {Sheppard M-100} Power

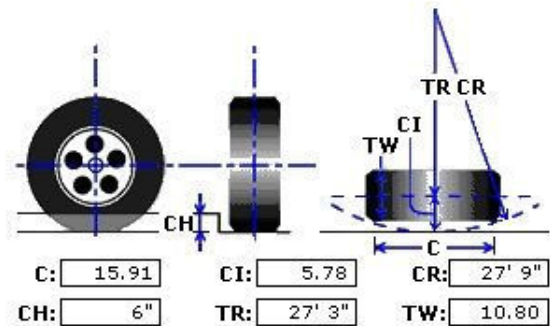
**Turning Radius Statistics**

General Information

Inside Turn Angle: 45 Degrees  
Radial Overhang: 19

Axle Information

KingPin Inclination: 7.5 Degrees  
KingPin Center: 69.12



**Turning Radius - Curb View**

C - Curb Contact Length: 15.91  
CI - Curb Clearance Increment: 5.78  
CR - Curb Clearance Radius: 27'9"  
CH - Curb Height: 6"  
TR - Turning Radius: 27'3"  
TW - Tire Width: 10.80

\* All Measurements are in inches, unless otherwise specified.

This information is based on engineering information available at this time. Actual figures may vary. International Truck and Engine Corporation cannot accept liability for consequences due to this variance.



## Utility Committee Meeting

### AGENDA

February 5, 2008

---

**Item:**

Discussion - Upgrade Cable TV System

**Department:**

Electric and Telecommunications

**Additional Information:****Financial Impact:****Budgeted Item:****Recommendation / Request:**

Viewing Attachments Requires Adobe Acrobat. [Click here](#) to download.

Attachments / click to download

---





## Utility Committee Meeting

### AGENDA

February 5, 2008

---

**Item:**

Purchase - 150kva Transformers for Stock

**Department:**

Electric and Telecommunications

**Additional Information:****Financial Impact:****Budgeted Item:**

Budgeted Item

**Recommendation / Request:**

Viewing Attachments Requires Adobe Acrobat. [Click here](#) to download.

Attachments / click to download

 [Purchase 150kva Transformers](#)

<b>Acknowledge</b>	00197661
<b>Page</b>	1
<b>Date</b>	01/14/2008

**Ship To:** NBS  
City of Monroe, Utilities Dept  
420 North Broad Street  
Monroe GA 30655

2023 12



## Utility Committee Meeting

### AGENDA

February 5, 2008

---

**Item:**

Purchase - Fiber for Stock

**Department:**

Electric and Telecommunications


**Additional Information:****Financial Impact:****Budgeted Item:**

Budgeted Item

**Recommendation / Request:**

Viewing Attachments Requires Adobe Acrobat. [Click here](#) to download.

**Attachments / click to download**

 [Purchase - Fiber Quote](#)

## Sharon Griffin

---

**From:** Brian Thompson  
**Sent:** Wednesday, January 30, 2008 6:26 AM  
**To:** Sharon Griffin  
**Subject:** FW: Fiber Quotes

Purchase

30,000' 48ct fiber for stock  
Budgeted  
Total \$13,500

---

**From:** Chris Bailey  
**Sent:** Tuesday, January 29, 2008 11:00 AM  
**To:** Brian Thompson  
**Subject:** Fiber Quotes

Here are your quotes!

48ct fiber, single armor, single PE jacket

Equity - \$.46/foot  
**Wesco - \$.45/foot**  
Network Supply - \$.50/foot

12ct fiber, no armor, single PE jacket

Equity - \$.22/foot  
**Wesco - \$.20/foot**  
Network Supply - \$.25/foot

On the underground primary...figure \$2.28 per foot from Equity...that's the only quote I have right now on it...but it should be very very close to the low bid! I figure get us about 2 reels of 2500' each for stock, that'd give us 3 full reels here at the warehouse to have! Whatever you think really!!!

No virus found in this outgoing message.  
Checked by AVG Free Edition.  
Version: 7.5.516 / Virus Database: 269.19.15/1249 - Release Date: 1/29/2008 9:51 AM



## Utility Committee Meeting

### AGENDA

February 5, 2008

---

**Item:**

Purchase - Material for Paradise Cove

**Department:**

Electric and Telecommunications

**Additional Information:****Financial Impact:****Budgeted Item:**

Budgeted Item

**Recommendation / Request:**

Viewing Attachments Requires Adobe Acrobat. [Click here](#) to download.

Attachments / click to download

---



## Utility Committee Meeting

### AGENDA

February 5, 2008

**Item:**

Purchase - GPS System for Electric Department

**Department:**

Electric and Telecommunications

**Additional Information:****Financial Impact:****Budgeted Item:**

Budgeted Item

**Recommendation / Request:**

Viewing Attachments Requires Adobe Acrobat. [Click here](#) to download.

**Attachments / click to download**

- ☐ [GPS Quote 1](#)
- ☐ [Copy of Trimble - GPS](#)
- ☐ [GPS Monroe GA 1-25](#)



# Quote

Quote Number: **Q80123E302**  
Quotation Valid Until: **03/23/08**

To:

**Matthew Chancey**  
**Monroe Utilities**  
[mchancey@monroeutilities.net](mailto:mchancey@monroeutilities.net)  
**(770) 560-2587**

Contact Email Address:

Contact Phone Number:

Sales Representative		Payment Terms Extended		Quotation Date		
JW		Net 30		1/23/2008		
No	Qty	Description	P/N	MSRP	Extended Cost	Total Cost
1	1	<b>Trimble GeoXH with ESRI ArcPad Kit</b>  <b>Includes:</b> <b>One (1) Trimble GeoXH '05 Edition Stand Alone</b> <b>One (1) ESRI ArcPad Field Software Kit</b> <b>One (1) Trimble GPScorrect Extension for ESRI</b> <b>One (1) Tri-Global Software Installation Service on</b>	61000-APG	\$6,535.00	\$5,595.00	\$5,595.00
2	1	Trimble Zephyr Antenna Kit	55407-00	\$2,195.00	\$1,975.00	\$1,975.00
3	1	Trimble GPS Analyst Extension for ArcGIS	52726-03	\$1,995.00	\$1,795.00	\$1,795.00
4	1	Power to Vehicle Adapter Cable	61235-00	\$95.00	\$85.00	\$85.00
5	1	GeoExplorer 2005 Series Power/Serial Clip	53550-00	\$95.00	\$85.00	\$85.00
6	1	Tri-Global Pelican™ Hard Carry Case - GeoXH	TGT-001	\$145.00	\$130.00	\$130.00
7	1	Carbon Fiber Range Pole - 2m	53861	\$235.00	\$211.00	\$211.00
8	1	Trimble Backpack & 12" Pole Kit	39870-P	\$200.00	\$180.00	\$180.00
9	1	On Site Training	TGT-Train	\$750.00	\$675.00	\$675.00
10	1	2 Year Hardware Warranty Extension	47289-72	\$450.00	\$405.00	\$405.00
11						
12						
13						
<b>Thank you for your interest in Tri-Global Technologies, LLC</b>  <b>Please fax your purchase order to: (706) 549-0115</b>  <i>If you should have any questions or further needs please contact your local Tri-Global Representative</i>				<b>Quotation Subtotal:</b>		<b>\$11,136.00</b>
				<b>Tax:</b>		<b>Gov. Exempt</b>
				<b>Shipping &amp; Handling:</b>		<b>-waived-</b>
				<b>Quotation Total:</b>		<b>\$11,136.00</b>

Authorized Signature of Acceptance:	Shipping Address:
PO Number:	
Billing Address:	Shipping Phone Number:
	Billing Phone Number:

Athens, GA: (706) 549-0869

Houston, TX: (281) 820-5830

Lubbock, TX: (806) 757-2410





QTY	ITEM DESCRIPTION	UNIT	TOTAL
			\$0.00
			\$0.00
			\$0.00
			\$0.00
			\$0.00
			\$0.00
			\$0.00
			\$0.00
			\$0.00
			\$0.00
			\$0.00
			\$0.00
			\$0.00
			\$0.00
			\$0.00
			\$0.00
			\$0.00
			\$0.00

<b>TOTAL</b>	<b>\$0.00</b>
--------------	---------------

# QUOTES

QTY	ITEM DESCRIPTION	UNIT	TOTAL
400	Gresco	\$0.79	\$316.00
400	HD Supply	\$0.60	\$240.00
400	Tri-State	\$0.90	\$360.00
			\$0.00
			\$0.00
			\$0.00
			\$0.00
			\$0.00
			\$0.00
			\$0.00
			\$0.00
			\$0.00
			\$0.00
			\$0.00
			\$0.00
			\$0.00
			\$0.00
			\$0.00
			\$0.00

BUSINESS	TOTAL
Andrew's Pest Control	\$250.00
Athens First Bank & Trust	\$250.00
Auto Shine	\$250.00
De Best Foods	\$250.00
Dr. Gaskins	\$500.00
Dr. Chongulia	\$500.00
Dr. Harkins	\$250.00
Family Contributions	\$115.00
John's Supermarket	\$250.00
Liberty First Bank	\$250.00
Malcom & Malcom Realty	\$250.00
National Bank of Walton County	\$250.00
Sage Restaurant	\$250.00
Walton Athletic Fitness	\$250.00
Walton Regional Medical Center	\$5,000.00
Walton Tribune	\$500.00
Young's Funeral Home	\$250.00

<b>TOTAL</b>	<b>\$9,615.00</b>
<b>PHIL LANIER (50%)</b>	<b>\$4,807.50</b>

UNIT #	YEAR	ODOMETER	HOURS	PRICE
20V088	1995	89,975	8,840	\$30,000.00
20V102	1995	109,263	12,074	\$30,000.00
20V103	1995	114,977	14,568	\$30,000.00
20Y019	1998	93,904	10,677	\$45,000.00
20J892	2000	48,951	663	\$50,000.00



## CITY OF MONROE UTILITIES DEPARTMENT

REQUEST BY: Matthew Chancey PO# \_\_\_\_\_ PROJECT# \_\_\_\_\_

DEPARTMENT: Electric VENDOR: \_\_\_\_\_

PROJECT DESCRIPTION: \_\_\_\_\_

REQUEST DATE: Wednesday, January 16, 2008 ORDER DATE: \_\_\_\_\_

QTY	ITEM DESCRIPTION	UNIT	TOTAL
1	Trimble GeoXH with ESRI ArcPad Kit.		\$5,610.00
	Includes: One (1) Trimble GeoXH '05 Edition Stand Alone		
	One (1) ESRI ArcPad Field Software Kit		
	One (1) Trimble GPScorrect Extension for ESRI		
	One (1) Software Installation Service		
1	Trimble GPS Analyst Extension for ArcGIS	\$1,795.000	\$1,795.00
1	Power to Vehicle Adapter Cable	\$85.000	\$85.00
1	GeoExplorer 2005 Series Power/Serial Clip	\$85.000	\$85.00
1	Pelican Hard Carry Case-GeoXH	\$125.000	\$125.00
1	Trimble Zephyr Antenna Kit	\$1,975.000	\$1,975.00
1	Trimble Backpack & 12" Pole Kit	\$179.00	\$179.00
1	Carbon Fiber Range Pole-2m	\$211.000	\$211.00
1	Extended Hardware Warranty-GeoXH (2 Year)	\$405.000	\$405.00
1	One Day On-Site Training	\$500.00	\$500.00
	Shipping		\$20.00

<b>TOTAL</b>	<b>\$10,990.00</b>
--------------	--------------------

APPROVAL DATE: \_\_\_\_\_ APPROVED BY: \_\_\_\_\_

QTY	ITEM DESCRIPTION	UNIT	TOTAL
			\$0.00
			\$0.00
			\$0.00
			\$0.00
			\$0.00
			\$0.00
			\$0.00
			\$0.00
			\$0.00
			\$0.00
			\$0.00
			\$0.00
			\$0.00
			\$0.00
			\$0.00
			\$0.00
			\$0.00
			\$0.00

<b>TOTAL</b>	<b>\$0.00</b>
--------------	---------------

# QUOTES

QTY	ITEM DESCRIPTION	UNIT	TOTAL
400	Gresco	\$0.79	\$316.00
400	HD Supply	\$0.60	\$240.00
400	Tri-State	\$0.90	\$360.00
			\$0.00
			\$0.00
			\$0.00
			\$0.00
			\$0.00
			\$0.00
			\$0.00
			\$0.00
			\$0.00
			\$0.00
			\$0.00
			\$0.00
			\$0.00
			\$0.00
			\$0.00
			\$0.00

BUSINESS	TOTAL
Andrew's Pest Control	\$250.00
Athens First Bank & Trust	\$250.00
Auto Shine	\$250.00
De Best Foods	\$250.00
Dr. Gaskins	\$500.00
Dr. Chongulia	\$500.00
Dr. Harkins	\$250.00
Family Contributions	\$115.00
John's Supermarket	\$250.00
Liberty First Bank	\$250.00
Malcom & Malcom Realty	\$250.00
National Bank of Walton County	\$250.00
Sage Restaurant	\$250.00
Walton Athletic Fitness	\$250.00
Walton Regional Medical Center	\$5,000.00
Walton Tribune	\$500.00
Young's Funeral Home	\$250.00

<b>TOTAL</b>	<b>\$9,615.00</b>
<b>PHIL LANIER (50%)</b>	<b>\$4,807.50</b>

UNIT #	YEAR	ODOMETER	HOURS	PRICE
20V088	1995	89,975	8,840	\$30,000.00
20V102	1995	109,263	12,074	\$30,000.00
20V103	1995	114,977	14,568	\$30,000.00
20Y019	1998	93,904	10,677	\$45,000.00
20J892	2000	48,951	663	\$50,000.00