

IMPORTANT INFORMATION ABOUT YOUR DRINKING WATER

Drinking water, including bottled water, may reasonably be expected to contain at least small amounts of some contaminants. The presence of contaminants does not necessarily indicate that water poses a risk. More information about contaminants and potential health effects can be obtained by calling the Environmental Protection Agency's Safe Drinking Water Hotline at (800) 426-4791. The sources of drinking water (both tap water and bottled water) include rivers, lakes, streams, ponds, reservoirs, springs, and wells. As water travels over the surface of the land or through the ground, it dissolves naturally occurring minerals, and in some cases, radioactive material, and can pick up substances resulting from the presence of animals or human activity. Contaminants that may be present in source water include:

- * Microbial contaminants, such as viruses and bacteria, which may come from sewage treatment plants, septic systems, agricultural livestock operations, and wildlife.
- * Inorganic contaminants, such as salts and metals, which can be naturally occurring or result from urban stormwater runoff, industrial or domestic wastewater discharges, oil and gas production, mining, or farming.
- * Pesticides and herbicides, which may come from a variety of sources such as agricultural, urban stormwater runoff, and residential uses.
- * Organic chemical contaminants, including synthetic and volatile organic chemicals, which are byproducts of industrial processes and petroleum production, can also come from gas stations, urban stormwater runoff, and septic systems.
- * Radioactive contaminants, which can be naturally occurring or be the result of oil and gas production and mining activities.


In order to ensure that tap water is safe to drink, EPA prescribes regulations that limit the amount of certain contaminants in water provided by public water systems. Food and Drug Administration regulates established limits of contaminants in bottled water that must provide the same protection for public health.

Safe Drinking Water Hotline 1 (800) 426 - 4791

How your water is produced Operator determines the raw water source



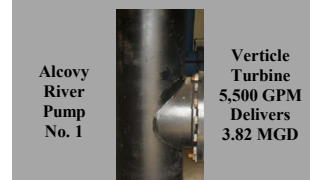
Aleovy River



John T Briscoe Reservoir

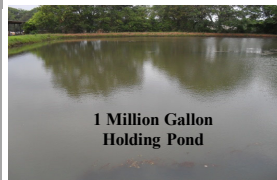


Reservoir Pump
Split-Case Centrifugal
7200 GPM
Pumps 10 MGD




Aleovy River Pump No. 1

Verticle Turbine
5,500 GPM
Delivers
3.82 MGD



1 Million Gallon Holding Pond



Rapid Mix Alum & Lime Addition



Flocculation



Sedimentation

Membrane Filtration



14 Units (2 Trains)
Capable of Treating
12 MGD




Three Clearwells Holding 1.5 MG



High Service Pumps



Reservoir Spillway



2019 Detected Contaminants

Turbidity							
Substance	Units	MCL	MCLG	Maximum	Detected Range	Violation (Yes/No)	Source of Contaminant
Turbidity	NTU	TT	N/A	0.1	0.00-0.10	No	Soil Runoff
Microbiological							
Substance	MCL		MCLG	Number of Positive Samples		Violation (Yes/No)	Source of Contaminant
Total Coliform Bacteria	TT		N/A	0		No	Naturally Occuring
E. coli Bacteria	Routine & repeat samples are total coliform positive and either is E. coli positive or system fails to take repeat samples following E. coli positive routine sample or system fails to analyze total coliform positive repeat sample for E. coli.		0	0		No	Human and animal fecal waste
Disinfection & Disinfection By-Products							
Substance	Units	MCL	MCLG	Maximum	Detected Range	Violation (Yes/No)	Source of Contaminant
Total Trihalomethanes	ppb	80	0	LRAA 35.6	13.5-35.8	No	Treatment process by-product
Total Halocetic Acids	ppb	60	0	LRAA 29.8	10.5-31.0	No	Treatment process by-product
Chlorine	ppm	4.00	4.00	2.48	1.22-2.48	No	Water additive used to control microbes
Chlorine Dioxide	ppb	800	800	580	20 - 580	No	Water additive used to control microbes
Chlorite	ppm	1.00	1.00	0.87	0.07 - 0.87	No	Treatment process by-product
Total Organic Carbon	ppm	TT	N/A	1.80	0.50-1.80	No	Naturally Occuring
† Bromide - Raw Water	ppm	N/A	N/A	0.03	<0.02-0.03	No	Naturally Occuring
† Total Halocetic Acids	ppb	N/A	N/A	40	16-40	No	Treatment process by-product
† Total Halocetic Acids - Br	ppb	N/A	N/A	7.6	4.7-7.6	No	Treatment process by-product
† Total Organic Carbon-Raw Water	ppm	N/A	N/A	2.445	<0.250-2.445	No	Naturally Occuring
Inorganic Contaminants							
Substance	Units	MCL	MCLG	Maximum	Detected Range	Violation (Yes/No)	Sources of Contaminant
Fluoride	ppm	4.00	4.00	1.08	0.14-1.08	No	Erosion of natural deposits, water additive which promotes strong teeth
† Manganese	ppb	N/A	50	2.0	0.71-2.0	No	Naturally Occuring
Nitrate	ppm	10.00	10.00	0.00	0.00-0.00	No	Runoff from fertilizer use, leaching from septic tanks, sewage, erosion of natural deposits.
Substance	Units	Action Level	MCLG	Maximum	Number of Samples Exceeding Action Level	Violation (Yes/No)	Sources of Contaminant
*Copper	ppb	1300	0	160	0	No	Corrosion of household plumbing system, erosion of natural deposits
*Lead	ppb	15	0	0	1	No	Corrosion of household plumbing system, erosion of natural deposits
*Lead & Copper results are from 2017. The next round of analysis for the City of Monroe is scheduled for 2020.							
† Denotes results from UCMR4 testing which was done to determine if regulation of tested chemical is warranted.							

Concerning Lead

If present, elevated levels of lead can cause serious health problems, especially for pregnant women and young children. Lead in drinking water is primarily from materials and components associated with service lines and home plumbing. The City of Monroe is responsible for providing high quality drinking water, but cannot control the variety of materials used in plumbing components. When your water has been sitting for several hours, you can minimize the potential for lead exposure by flushing your tap for 30 seconds to 2 minutes before using water for drinking or cooking. If you are concerned about lead in your water, you may have to have your water tested. Information on lead in drinking water, testing methods, and steps you can take to minimize exposure is available from the **Safe Drinking Water Hot-line at 1 (800) 426 - 4791** or <http://www.epa.gov/safewater/lead>

GLOSSARY

MG: Million Gallons

MGD: Million Gallons per Day

Maximum Contaminant Level (MCL): The highest level of a contaminant that is allowed in drinking water. MCL's are set as close to the MCLG's as feasible using the best available treatment technology.

Maximum Contaminant Level Goal (MCLG): The highest level of a contaminant that is allowed in drinking water below which there is no known or expected risk to health. MCLG's allow for a margin of safety.

Locational Running Annual Average (LRAA): The arithmetic average of the four most recent quarterly results at a specific sampling site.

Treatment Technique (TT): A required process intended to reduce the level of contaminants in drinking water.

Action Level (AL): The concentration of a contaminant which, if exceeded, triggers treatment or other requirements which a system must follow.

Turbidity: A measure of the cloudiness of water. Turbidity is monitored because it is a good indicator of the effectiveness of our filtration system.

ppm or mg/L: Parts per million or milligrams per liter. One part per million is the equivalent of one minute in 2 years or one penny in 10 thousand dollars.

ppb or µg/L: Parts per billion or micrograms per liter. One part per billion is the equivalent of one minute in 2000 years or one penny in 10 million dollars.

N/A: Not Applicable

Membrane Module Replacement



Modules Ready for Replacement

